

# ADDENDUM ONE

Auburn Fire Department, Auburn, Indiana  
Training Facility Site Expansion

MARTINRILEY architects/engineers  
221 West Baker Street  
Fort Wayne, Indiana 46802  
260-422-7994

Commission No.: F24010

Addendum Date: December 23, 2024

**Conditions:** The following clarifications, amendments, additions, deletions, revisions, and modifications are a part of the contract documents and change the original documents only in the manner and to the extent stated.

**ADDENDUM ONE** shall be electronically issued to all plan holders.

## CLARIFICATIONS:

The shipping container training structure is to be purchased and installed by the owner after the completion of the project.

Any existing trees conflicting with the project will be removed from the site by the owner prior to the start of construction.

## CHANGES TO DRAWINGS:

**REPLACE** sheet C200 with the attached revised sheet C200. The revision includes the following: Move the retaining wall and shipping container foundation from the Base Bid scope of work into Alternate #1, Move the perimeter fencing and gates from the Base Bid Scope of work into Alternate #2.

**REPLACE** sheet C300 with the attached revised sheet C300. The revision includes the following: Added note "IF ALTERNATE ONE IS NOT SELECTED, GRADE FROM INSIDE ELEVATION OF RETAINING WALL BACK TO PROPOSED GRADES AT A MAX 3:1 SLOPE."

**REPLACE** sheet C800 with the attached revised sheet C800. The revision includes the following: Changed the name of the sheet to "ALTERNATE ONE RETAINING WALL DETAILS", changed the name of detail 5/C800 to "Shipping Container Foundation Section"

## CHANGES TO SPECIFICATIONS:

Advertisement for Bids

**REVISE** paragraph three to read as follows:

"All bids shall include Contractor Bid Form, fully completed and executed Contractor's Bid for Public Work - Form 96, IRS Form W-9, E-Verify of Work Eligibility Status, Affidavit Concerning Employment of Unauthorized Aliens and Affidavit Concerning Investment Activities in Iran. Contractor must also submit with the bid, a Bid Bond or a Cashier's check made payable to the CITY OF AUBURN, INDIANA, for five percent (5%) of the base bid total plus total of all alternates. All bid bonds must clearly define the name, address, telephone number and fax number of the insuring company PLUS the same information for the agent PLUS proof that the insurance company and the agent are licensed to do business in the State of Indiana. In accordance with IC 4-13-18, contractor shall provide proof of employee drug testing policy, for projects of at least \$150,000, per IC 36-1-12-24. For bid greater than \$300,000, Contractor

must provide a copy of valid INDOT certificate of qualification pursuant to IC 8-23-10 or State of Public Works Division Certificates pursuant to IC 4-13.6-4. Applies to all contractor tiers as defined by IC 5-16-13, excludes suppliers as defined by IC 4-13.6.1.20.”

#### Section 2 Instructions to Bidders

**REVISE 3.1)** “Basis of Bid Form with all unit costs and a total for all base bid items.” to “Basis of Bid Form with all unit costs and a total for all base bid items and alternate bid items”

**REVISE 3.9)** “Contractor must provide the following, as applicable, for Bid greater than or equal to \$300,000.00 (including all contractor tiers as defined by IC 5-16-13)” to “Contractor must provide either of the following, as applicable, for Bid greater than or equal to \$300,000.00 (including all contractor tiers as defined by IC 5-16-13)”

**REVISE 3.9.1)** “Pursuant to IC 4-13.6-4, State Public Works Division Certificate to qualify for all public works projects, except street projects.” to “Pursuant to IC 4-13.6-4, State Public Works Division Certificate.”

**REVISE 3.9.2)** “Pursuant to IC 8-23-10, INDOT certificate of qualification for all street projects” to “Pursuant to IC 8-23-10, INDOT certificate of qualification.”

#### Section 3 Basis of Bid

**REVISE Note** “The lowest responsible and responsive submitted base bid total will be considered for project award.” to “The lowest responsible and responsive submitted base bid total including any combination of alternates as determined by the Owner will be considered for project award.”

**REVISE sheet title** from “Base Bid Form” to “Basis of Bid”

**REMOVE Items** “24. Retaining Wall (Wall, Footings Reinforcement, Excavation, Backfill)” and “25. 4” Perforated Tile for Retaining Wall”

**ADD** “Alternate #1. Retaining Wall (Wall, Footings Reinforcement, Excavation, Backfill) and 4” Perforated Tile for Retaining Wall”

**REMOVE Items** “28. 6’ Ht. Chain-Link Fence, Black Vinyl Coated”, “29. 6’ Ht. Sliding Chain-Link Cantilever Gate, Manual, w/ 30’ Opening”, and “30. 6’ Ht. x 16’ W. Double Swing Chain-Link Gate, Black Vinyl Coated”

**ADD** “Alternate #2. 6’ Ht. Chain-Link Fence, Black Vinyl Coated, 6’ Ht. Sliding Chain-Link Cantilever Gate, Manual, w/ 30’ Opening, and 6’ Ht. x 16’ W. Double Swing Chain-Link Gate, Black Vinyl Coated”

#### Attachments:

C200

C300

C800

Advertisements for Bids

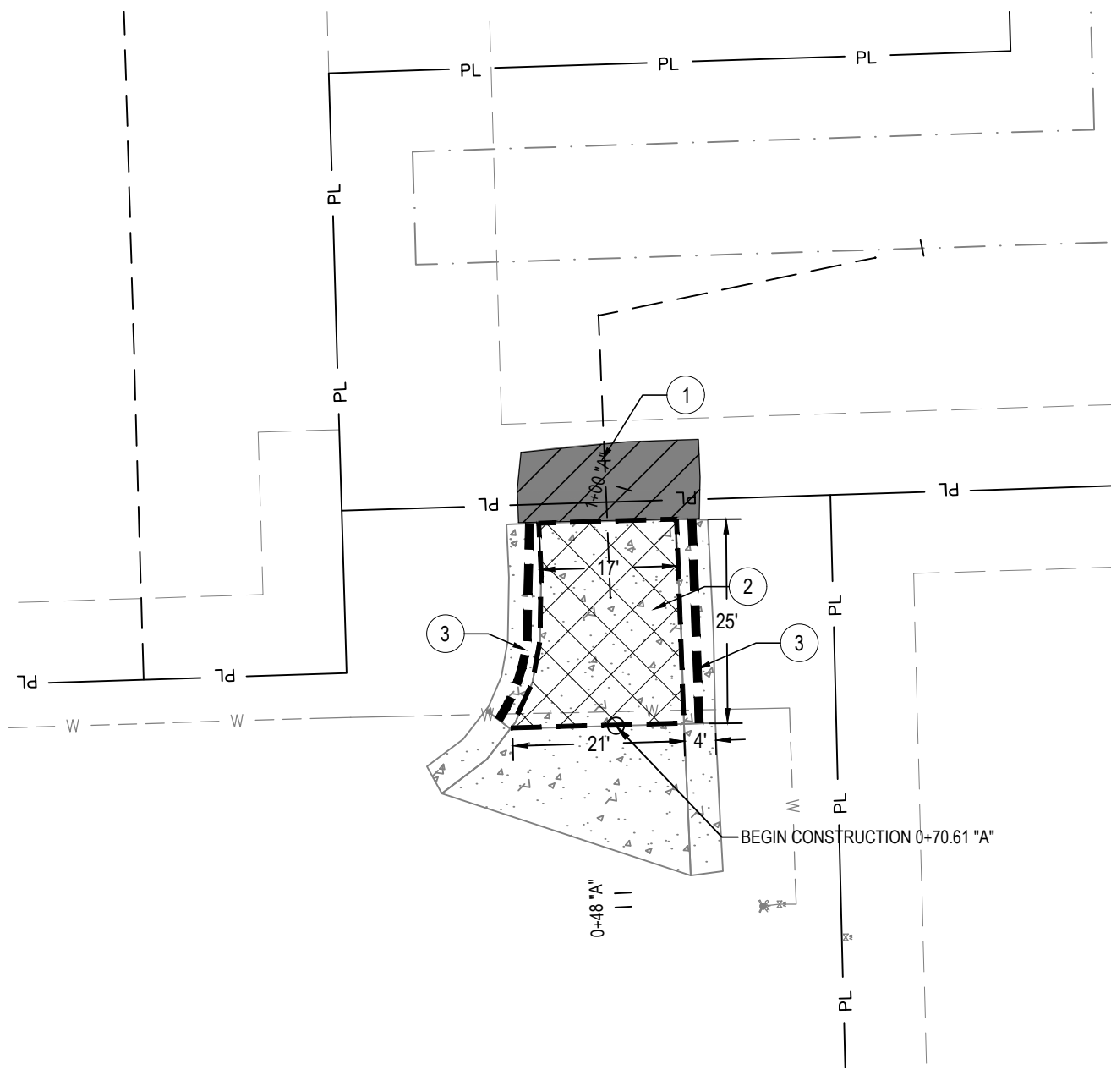
Section 2 Instructions to Bidders

Section 3 Basis of Bid

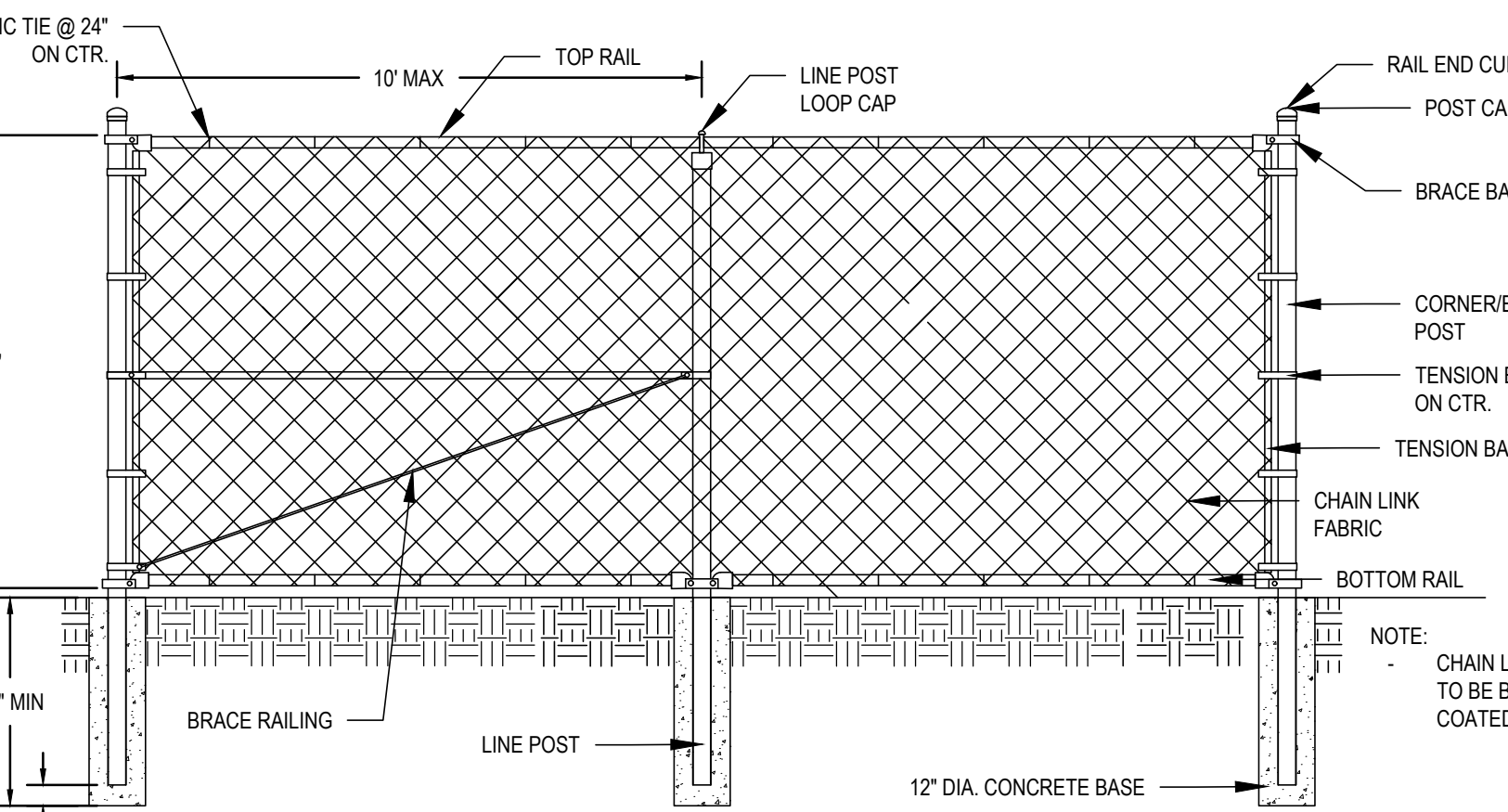
Basis of Bid Form

**END OF ADDENDUM NUMBER ONE**

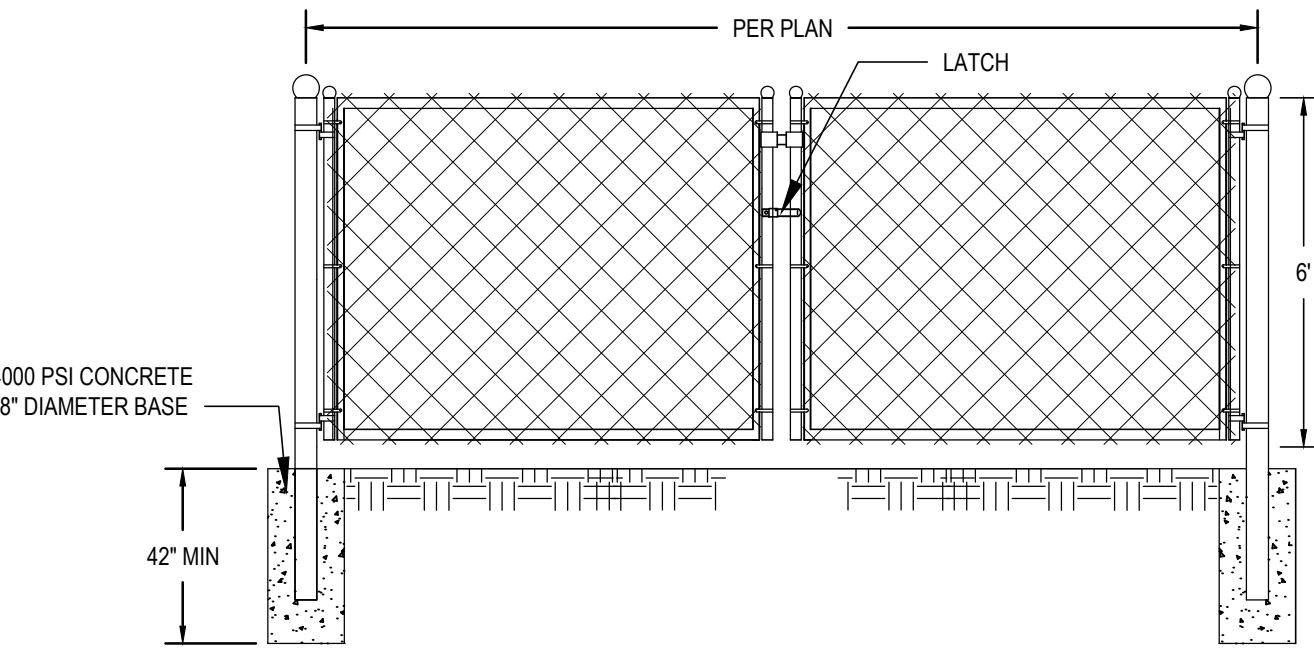
- Typical Site Demolition Notes**
1. REMOVE ASPHALT PAVEMENT IN ITS ENTIRETY.  
 2. REMOVE CONCRETE PAVEMENT IN ITS ENTIRETY.  
 3. REMOVE CONCRETE CURB, SAWCUT TO EXG EJ OR C.I.
- Note: ALL DEMOLISHED MATERIAL FROM CONSTRUCTION ACTIVITIES SHALL BE REMOVED OFF-SITE AND DISPOSED OF IN A LEGAL MANNER.



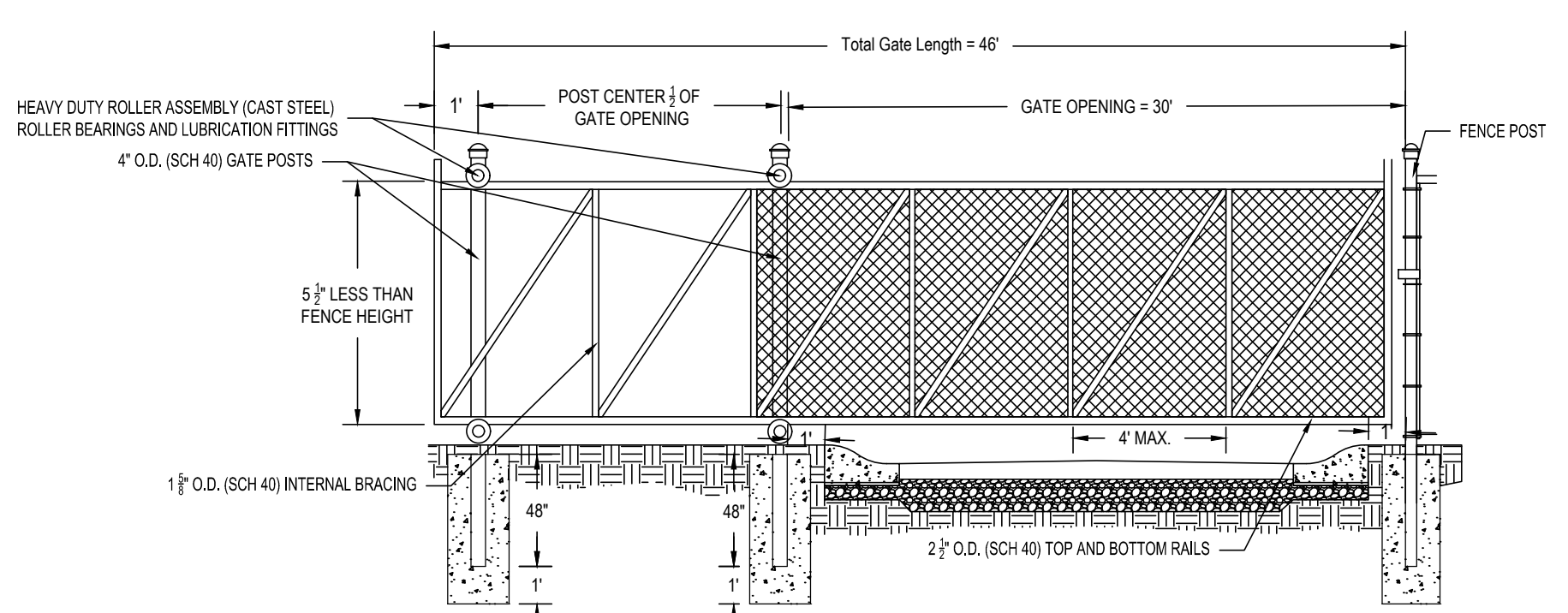
**4 Demolition Plan**



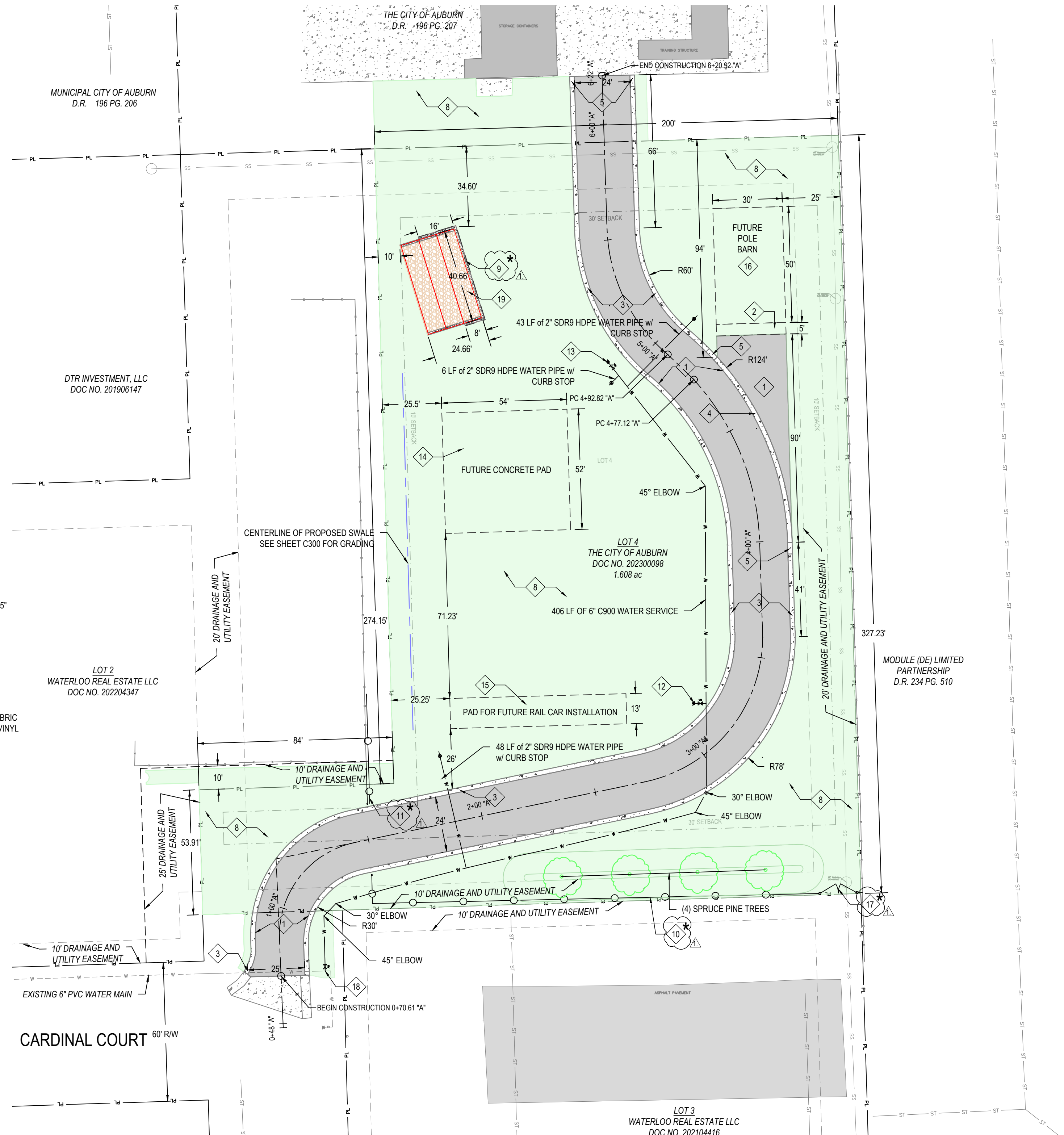
**3 Typical 6' Chain Link Fence**



**2 Typical Double Swing Chain Link Fence**



**5 Cantilever Slide Gate Detail**



**1 Site Layout Plan**

**General Construction Notes**

- ALL WORK TO BE PERFORMED IN ACCORDANCE WITH STATE, COUNTY AND LOCAL CODES INCLUDING ALL AMENDMENTS.
- ALL PERMITTING FEES SHALL BE PAID FOR BY THE CONTRACTOR.
- CONTRACTOR SHALL PROTECT ALL ADJACENT IMPROVEMENTS, BUILDINGS, INFRASTRUCTURE, PAVEMENTS, PAVEMENT MARKINGS, WALKS, GRASS, ETC DURING DEMOLITION AND CONSTRUCTION ACTIVITIES. ANY DAMAGE CAUSED BY CONSTRUCTION ACTIVITIES SHALL BE REPAIRED/REPLACED BY THE CONTRACTOR AT NO ADDITIONAL COST.
- PRIOR TO THE START OF CONSTRUCTION ACTIVITIES, THE CONTRACTOR SHALL PLACE APPROPRIATE EROSION CONTROL MEASURES TO ENSURE NO SEDIMENT LEAVES THE SITE OR ENTERS ON-SITE OR PUBLIC STORM SYSTEMS (SEE C900).
- CONTRACTOR TO MATCH CONSTRUCTION LIMITS TO EXISTING GRADES AND PROVIDE POSITIVE DRAINAGE TO EXISTING DRAINAGE PATHS/ SYSTEMS.
- CONTRACTOR SHALL ADJUST ALL CASTINGS TO GRADE WITHIN OR ADJACENT TO THE WORK.
- CONTRACTOR SHALL RESTORE ALL DISTURBED AREAS BY PLACING TOPSOIL, IF REQUIRED, GRADING TO ESTABLISH POSITIVE DRAINAGE, SEEDING AND MULCH.
- CONTRACTOR SHALL BE RESPONSIBLE FOR COORDINATION OF ALL TRADES, LOCAL/COUNTY JURISDICTIONS AND UTILITIES.

**Typical Site Work Description Notes**

- ASPHALT PAVEMENT, HEAVY DUTY, COORDINATE SCHEDULE WITH OWNER WHERE ADJACENT TO WORK BY OTHERS - SEE DETAIL 12/C801
- FUTURE CONCRETE - BY OTHERS
- CONCRETE CURB - ROLLED CURB AND GUTTER - SEE DETAIL 8/C801 AND 11/C801
- CONCRETE CURB - RECESSED CURB AND GUTTER - SEE DETAIL 11/C801
- CONCRETE CURB END TAPER - 5' UNLESS NOTED OTHERWISE
- INFORMATIONAL OR DIRECTIONAL SIGN AND SIGNPOST
- NOT USED
- RESTORATION OF DISTURBED AREAS AND GRASS SEEDING
- CONCRETE RETAINING WALL - 6' MAX HEIGHT - ALTERNATE ONE
- 6' HT. CHAIN-LINK FENCE, BLACK VINYL COATED - SEE DETAIL 3/C200 - ALTERNATE TWO
- SLIDING CHAIN-LINK CANTILEVER GATE, MANUAL, 6' HT, W/ 30' OPENING - SEE DETAIL 5/C200 - ALTERNATE TWO
- FIRE HYDRANT ASSEMBLY - TYPE I - SEE DETAIL 6/C802
- FIRE HYDRANT ASSEMBLY - TYPE IV - SEE DETAIL 3/C802
- FUTURE SEMI-TRUCK TRAILERS ON CONCRETE SLAB
- FUTURE RAILROAD TANKER CAR ON RAILROAD TRACK
- FUTURE POLE BUILDING - BY OTHERS
- 6' HT. x 16' WIDE DOUBLE SWING CHAIN-LINK GATE, BLACK VINYL COATED - SEE DETAIL 2/C200 - ALTERNATE TWO
- CONTRACTOR SHALL PROVIDE 9" HOT TAP AND VALVE AND PERFORM ALL NECESSARY EXCAVATION. CONTACT CITY OF AUBURN WATER DEPARTMENT TO SCHEDULE INSTALLATION OF VALVE. A S.S. TAPPING SLEEVE WITH MECHANICAL JOINT (MJ) OUTLET AND A MJ VALVE SHALL BE USED FOR THE 6" HOT TAP. AUBURN WATER DEPARTMENT IS TO PERFORM THE TAP.
- SHIPPING CONTAINER TRAINING EQUIPMENT AREA
- (3) 8' x 40' SHIPPING CONTAINER PER LEVEL, STACKED 2-3 HIGH ON CONCRETE STRIP FOOTINGS INFILLED W/ 6" OF 2" STONE BASE FOR DRAINAGE - SEE DETAIL SHEET C800


- GRASS SEED
- EX. ASPHALT PAVEMENT SECTION
- HEAVY DUTY ASPHALT SECTION
- EX. CONCRETE PAVEMENT SECTION
- CONCRETE PAVEMENT SECTION
- RIP RAP
- GRAVEL PAVEMENT

THERE ARE NO IDENTIFIED FLOOD HAZARDS ON THIS PROJECT SITE PER FEMA FLOOD MAP 180330227E EFF. 9/26/2006

A New Construction Project For:  
 Auburn Fire Department  
**TRAINING FACILITY SITE EXPANSION**  
 902 S Grandstaff Drive  
 Auburn, Indiana



221 West Baker Street  
 Fort Wayne, Indiana 46802  
 TEL. 260.422.7994  
 FAX. 260.426.2067



ALL DESIGN, CONSTRUCTION AND FIELD INDICATED OR REPRESENTED BY THIS DRAWING ARE OWNED BY AND THE PROPERTY OF MARTIN RILEY, INC. AND SHALL REMAIN SO. NO PART OF THIS DRAWING IS TO BE REPRODUCED OR TRANSMITTED IN ANY FORM OR BY ANY MEANS, ELECTRONIC OR MECHANICAL, INCLUDING PHOTOCOPYING, RECORDING, OR BY ANY INFORMATION STORAGE AND RETRIEVAL SYSTEM, WITHOUT THE WRITTEN PERMISSION OF MARTIN RILEY, INC. THE CONTRACTOR SHALL BE RESPONSIBLE FOR OBTAINING ALL NECESSARY PERMITS AND APPROVALS FROM ALL APPLICABLE AGENCIES AND AUTHORITIES. THE CONTRACTOR SHALL BE RESPONSIBLE FOR OBTAINING ALL NECESSARY PERMITS AND APPROVALS FROM ALL APPLICABLE AGENCIES AND AUTHORITIES. THE CONTRACTOR SHALL BE RESPONSIBLE FOR OBTAINING ALL NECESSARY PERMITS AND APPROVALS FROM ALL APPLICABLE AGENCIES AND AUTHORITIES.

REVISION	DATE
ADDENDUM ONE	2024-12-23

DRAWN BY:	VLB	REVIEWED BY:	TDE
COMMISSION NUMBER:	F24010	DATE:	2024-12-10

**C200**

SITE LAYOUT PLAN

General Grading and Drainage Notes

- FIELD VERIFY ELEVATION OF OUTLET PIPE AT PROPOSED CONNECTION POINT PRIOR TO ORDERING STRUCTURES AND PIPE. NOTIFY ENGINEER OF ANY DISCREPANCIES FOUND.
- SLOPE FOR BANKS OF SWALES AND BASIN NOT TO EXCEED 4:1 UNLESS OTHERWISE NOTED.
- ALL GRADE SWALES ARE TO HAVE A 2 FOOT WIDE FLAT BOTTOM SECTION.

EP	EDGE OF PAVEMENT
GL	GUTTER LINE
GR	GROUND
TC	TOP OF CURB

X.XXX	EXISTING SPOT ELEVATION
X.XX.X	PROPOSED SPOT ELEVATION
→	DIRECTION OF FLOW

	GRASS SEED
	EX. ASPHALT PAVEMENT SECTION
	HEAVY DUTY ASPHALT SECTION
	EX. CONCRETE PAVEMENT SECTION
	CONCRETE PAVEMENT SECTION
	RIP RAP
	GRAVEL PAVEMENT

--- XXXX ---	EXISTING MAJOR CONTOUR
--- XXX ---	EXISTING MINOR CONTOUR
--- XXX ---	PROPOSED MAJOR CONTOUR
--- XXX ---	PROPOSED MINOR CONTOUR
--- SS ---	EXISTING SANITARY SEWER
--- SS ---	PROPOSED SANITARY SEWER
---	EXISTING STORM SEWER
---	PROPOSED STORM SEWER
---	EXISTING WATER LINE
---	PROPOSED WATER LINE
---	4" PERF. TILE

	PROPOSED SANITARY MANHOLE
	EXISTING SANITARY MANHOLE
	PROPOSED STORMSEWER MANHOLE
	EXISTING STORMSEWER MANHOLE

IF ALTERNATE ONE IS NOT SELECTED, GRADE FROM INSIDE ELEVATION OF RETAINING WALL BACK TO PROPOSED GRADES AT A MAX. 3:1 SLOPE.



**Lot 2**  
 REMOVE EXISTING STR. 101  
 REPLACE W/ 30" CATCH BASIN  
 W/ 4" FLAT OPEN GRATE CASTING  
 CONNECT EXISTING 8" AND 12" PVC  
 PIPES USING FERNOCO COUPLINGS  
 MATCH EXISTING RM ELEVATION

PROJECT TBM  
 NORTH BONNET BOLT ON F.H.  
 EL. 872.95

**1 Grading Plan**


15 0 15 30

1 in. = 30 ft.

A New Construction Project For :  
 Auburn Fire Department  
**TRAINING FACILITY SITE EXPANSION**  
 902 S Grandstaff Drive  
 Auburn, Indiana



221 West Baker Street  
 Fort Wayne, Indiana 46802  
 TEL. 260.422.7994  
 FAX. 260.426.2067



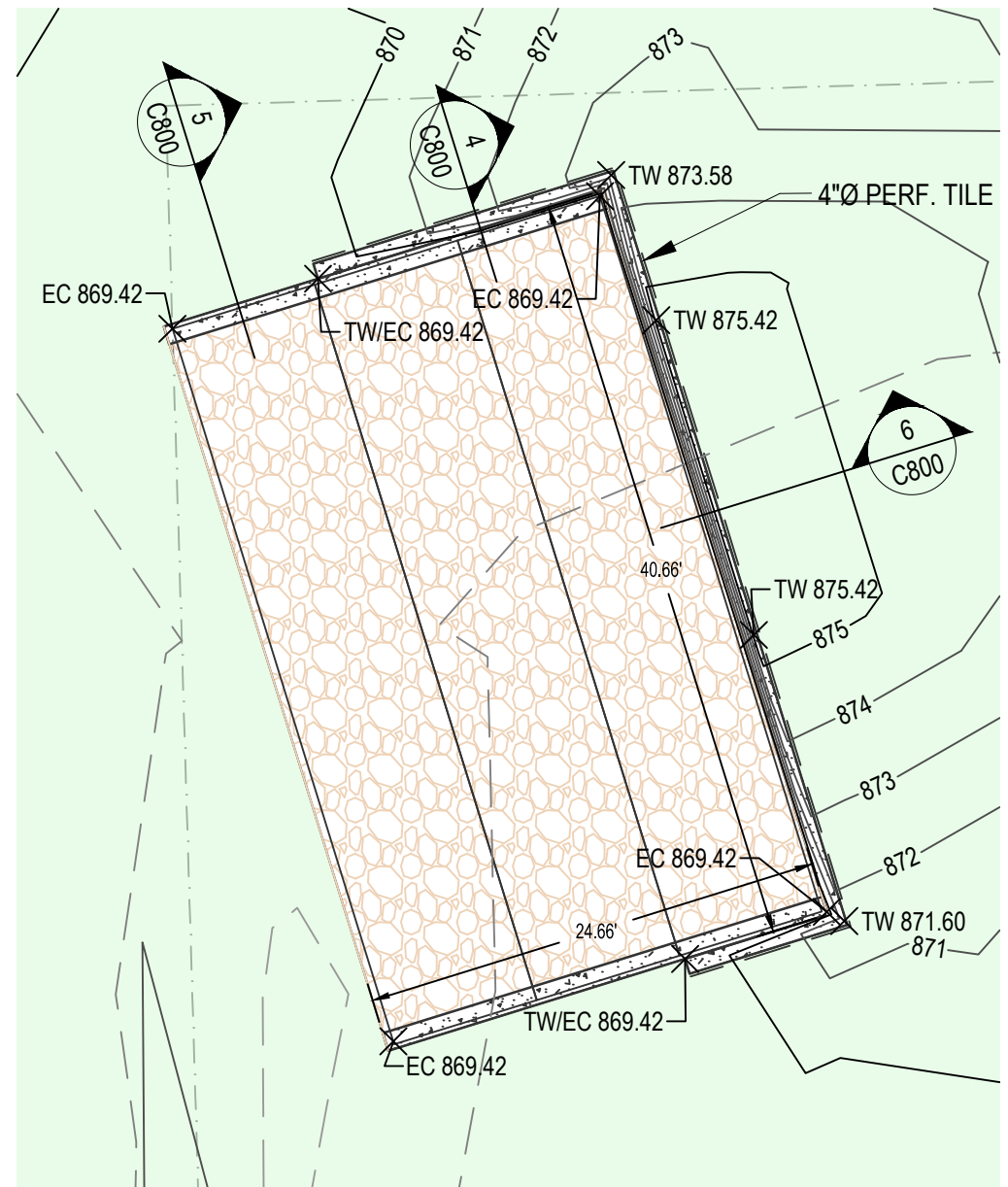
ALL DESIGN, CONSTRUCTION, AND FINISHES INDICATED OR REPRESENTED BY THIS DRAWING ARE CONSIDERED TO BE THE PROPERTY OF MARTIN RILEY, INC. AND SHALL REMAIN THE PROPERTY OF MARTIN RILEY, INC. ANY REPRODUCTION OR USE OF THIS DRAWING WITHOUT THE WRITTEN PERMISSION OF MARTIN RILEY, INC. SHALL BE PROHIBITED. THE USER OF THIS DRAWING SHALL BE RESPONSIBLE FOR OBTAINING ALL NECESSARY PERMITS AND APPROVALS FROM THE APPROPRIATE AGENCIES. THE USER SHALL BE RESPONSIBLE FOR OBTAINING ALL NECESSARY PERMITS AND APPROVALS FROM THE APPROPRIATE AGENCIES. THE USER SHALL BE RESPONSIBLE FOR OBTAINING ALL NECESSARY PERMITS AND APPROVALS FROM THE APPROPRIATE AGENCIES.

REVISION	DATE
ADDENDUM ONE	2024-12-23

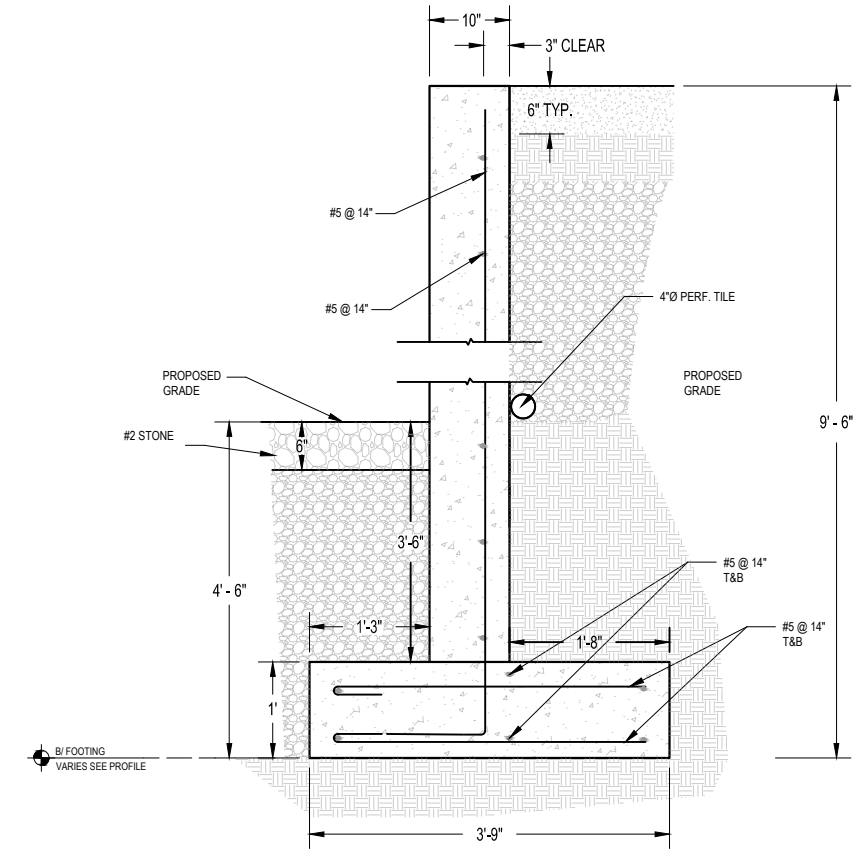
DRAWN BY	COMMISSION NUMBER	REVIEWED BY	DATE
VLB	F24010	TDE	2024-12-10

**C300**

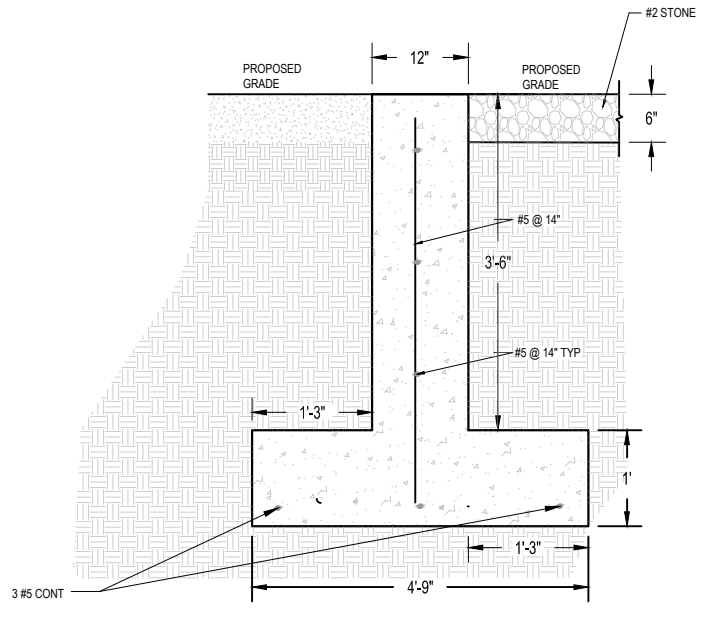
GRADING PLAN



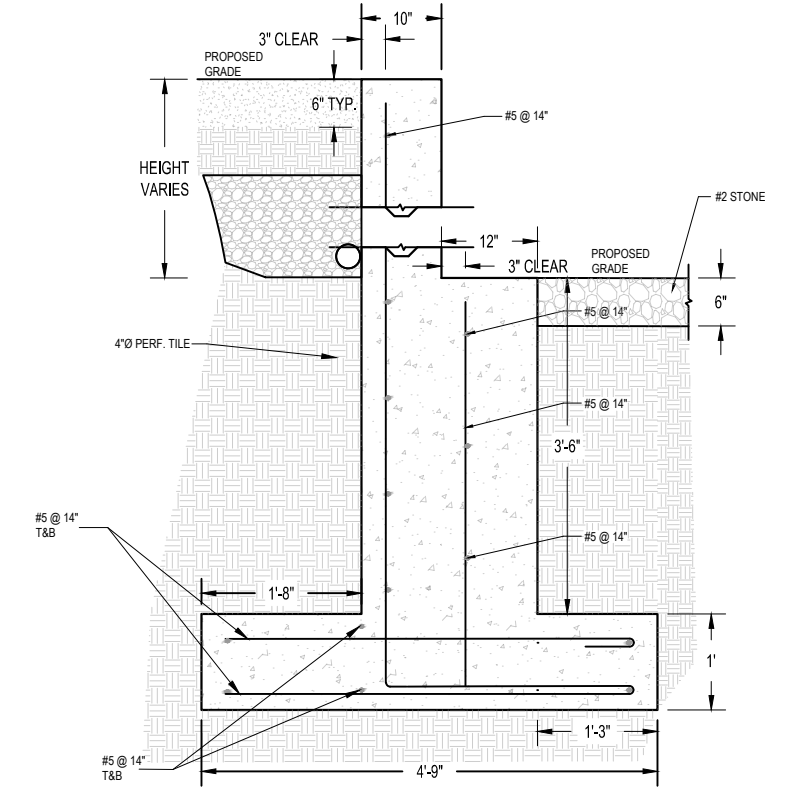
**7** Retaining Wall - Plan View  
 1" = 10"



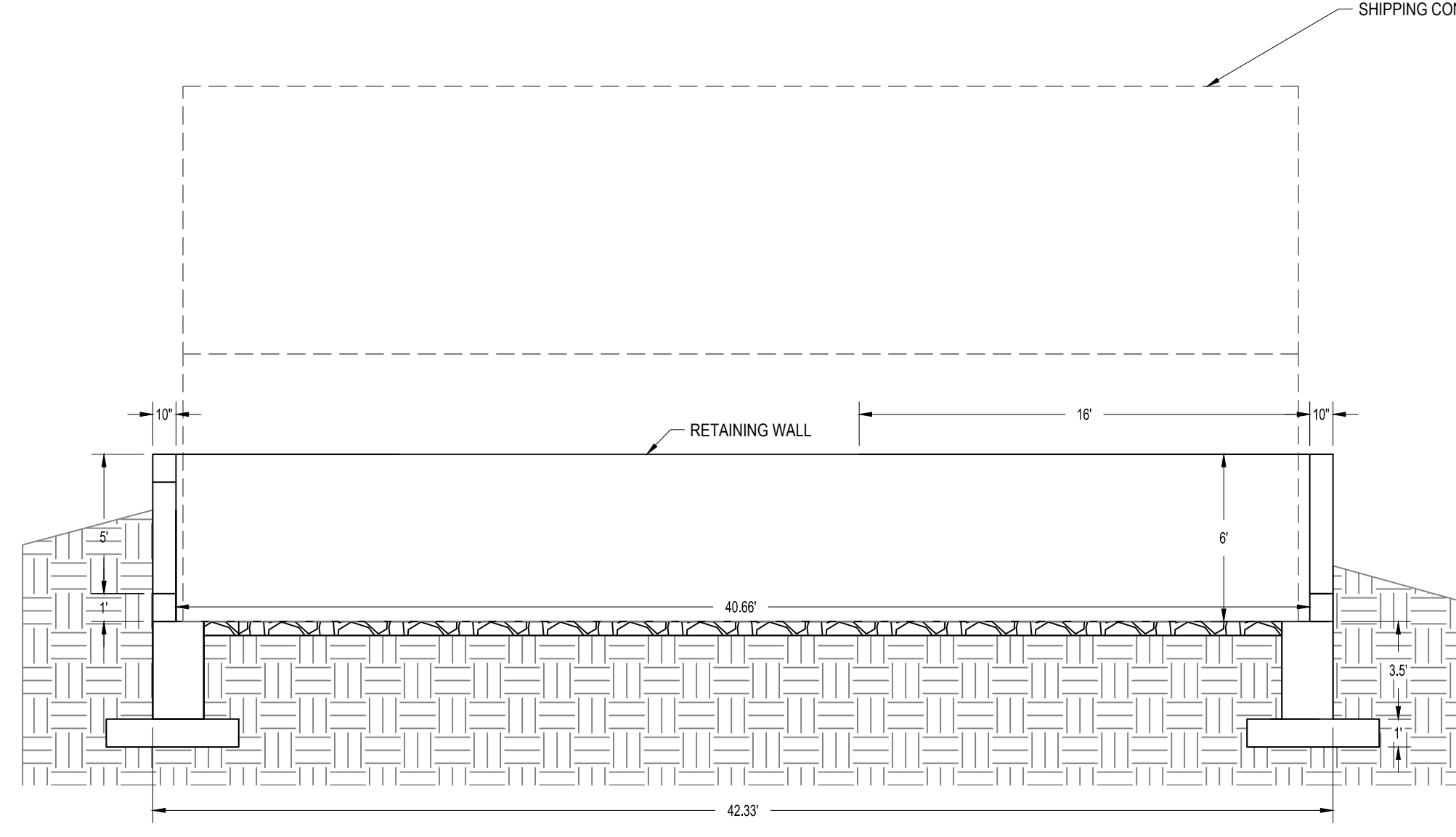
**6** East Retaining Wall Section  
 NTS



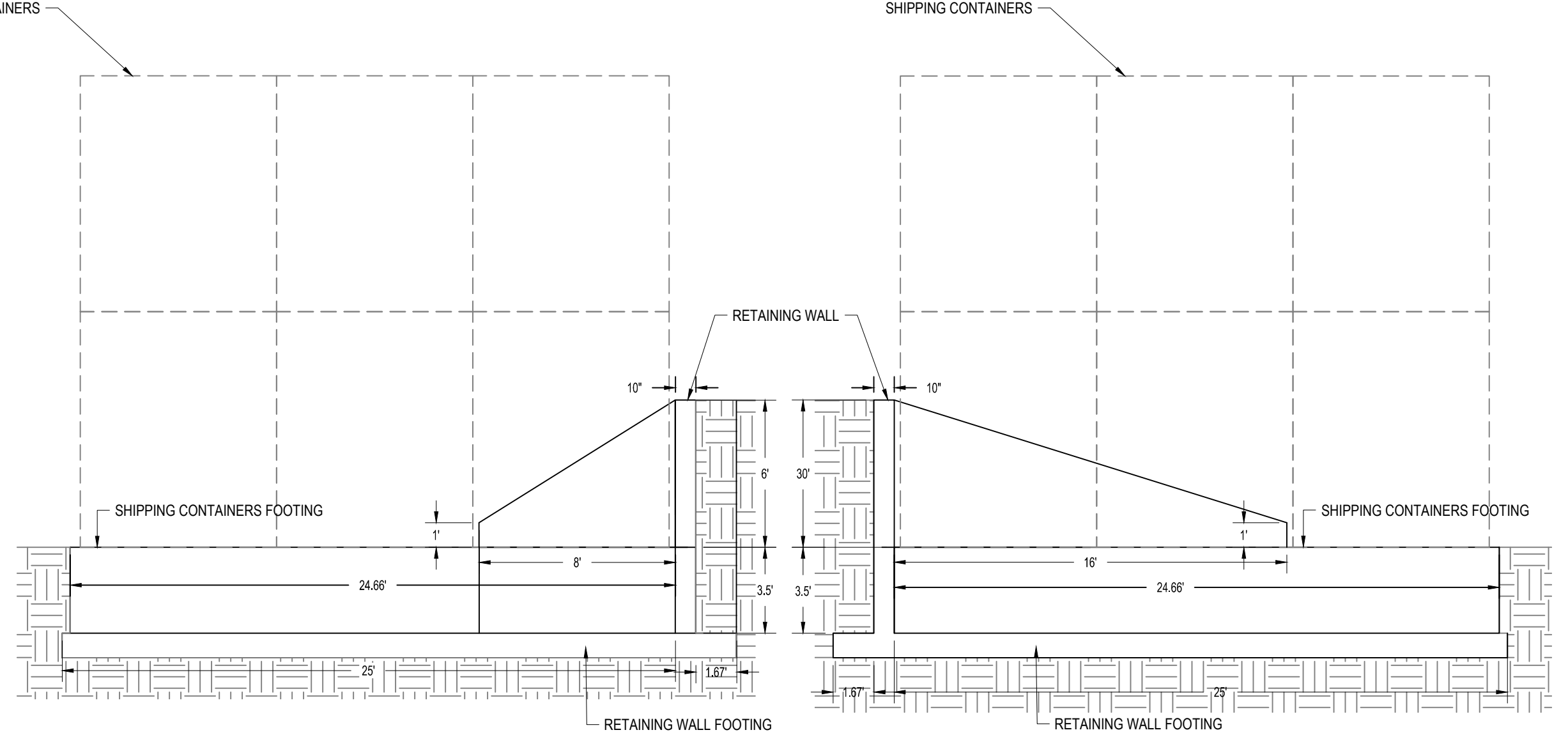
**5** Shipping Container Foundation Section  
 NTS



**4** North and South Retaining Wall Sections  
 NTS



**3** Retaining Wall - South West View  
 1" = 5"



**2** Retaining Wall - South East View  
 1" = 5"

**1** Retaining Wall - North West View  
 1" = 5"



ALL DESIGN, CONSTRUCTION, AND MATERIALS ARE INDICATED OR REPRESENTED BY THIS DRAWING ARE CONSIDERED TO BE THE PROPERTY OF MARTIN RILEY, INC. AND SHALL REMAIN THE PROPERTY OF MARTIN RILEY, INC. AND SHALL NOT BE REPRODUCED OR TRANSMITTED IN ANY FORM OR BY ANY MEANS, ELECTRONIC OR MECHANICAL, INCLUDING PHOTOCOPYING, RECORDING, OR BY ANY INFORMATION STORAGE AND RETRIEVAL SYSTEM, WITHOUT THE WRITTEN PERMISSION OF MARTIN RILEY, INC. THE USER SHALL BE RESPONSIBLE FOR ALL DIMENSIONS AND CONDITIONS ON THE JOB AND THIS OFFICE SHALL BE NOTIFIED OF ANY VARIATION FROM THE DIMENSIONS AND CONDITIONS SHOWN IN THESE DRAWINGS. SHOP DETAILS MUST BE SUBMITTED TO THE OFFICE FOR REVIEW FOR THE LIMITED PURPOSE OF CHECKING FOR CONFORMANCE WITH INFORMATION GIVEN AND THE DESIGN CONCEPT EXPRESSED IN THE CONTRACT DOCUMENTS BEFORE PROCEEDING WITH FABRICATION.

REVISION	DATE
ADDENDUM ONE	2024-12-23

DRAWN BY:	VLB	REVIEWED BY:	TDE
COMMISSION NUMBER:	F24010	DATE:	2024-12-10

**C800**  
 ALTERNATE ONE  
 RETAINING WALL DETAILS

# Advertisement for Bids

Auburn Fire Department Training Facility Site Expansion  
City of Auburn  
210 East Ninth Street  
Auburn, IN 46706  
PH: 260-925-6450

**Notice is hereby given**, that the City of Auburn, DeKalb County, Indiana, by and through its Board of Public Works & Safety, hereinafter referred to as the Owner, will receive sealed bid packets for the construction of the **Auburn Fire Department Training Facility Site Expansion**. Bids will be received by the City of Auburn Clerk-Treasurer's Office at 210 East Ninth Street, Auburn, Indiana 46706 until **10:00 A.M. (Local Time) on Thursday, January 9, 2025**. All bids timely received shall be publicly opened and read aloud by the City of Auburn Clerk-Treasurer immediately following the bid date and time in the Norman E. Yoder Council Chambers located at 206 East Ninth Street, Auburn, IN.

Bidders are responsible for the timely delivery of their bids which shall consist of one (1) original and one (1) copy of the complete bid package submittal. All bids shall be in sealed envelopes bearing the Project title, "**CITY OF AUBURN – AUBURN FIRE DEPARTMENT TRAINING FACILITY SITE EXPANSION**" and include the name and address of the bidder.

All bids shall include Contractor Bid Form, fully completed and executed Contractor's Bid for Public Work – Form 96, IRS Form W-9, E-Verify of Work Eligibility Status, Affidavit Concerning Employment of Unauthorized Aliens and Affidavit Concerning Investment Activities in Iran. Contractor must also submit with the bid, a Bid Bond or a Cashier's check made payable to the CITY OF AUBURN, INDIANA, for five percent (5%) of the base bid total plus total of all alternates. All bid bonds must clearly define the name, address, telephone number and fax number of the insuring company PLUS the same information for the agent PLUS proof that the insurance company and the agent are licensed to do business in the State of Indiana. In accordance with IC 4-13-18, contractor shall provide proof of employee drug testing policy, for projects of at least \$150,000, per IC 36-1-12-24. For bid greater than \$300,000, Contractor must provide a copy of valid INDOT certificate of qualification pursuant to IC 8-23-10 or State of Public Works Division Certificates pursuant to IC 4-13.6-4. Applies to all contractor tiers as defined by IC 5-16-13, excludes suppliers as defined by IC 4-13.6.1.20.

Plans, specifications, bid forms, and instructions to bidders are available, for a deposit of \$50 per physical set. A check must be transmitted to Eastern Engineering Supply Reprographics, 1239 Wells St., Fort Wayne, Indiana 46808 (Phone: 260-426-3119 or FAX: 260-426-3101). The check shall be made payable to MartinRiley architects engineers. Sets may be purchased or downloaded online at: <http://distribution.easternengineering.com>. The deposit will be refunded provided a bid is submitted and said plans and specifications are returned to Eastern Engineering Supply Reprographics in good order within ten (10) days of the bid date.

## **Auburn Fire Department Training Facility Site Expansion:**

The project will be constructed in one (1) contract. The site located on a 1.6 ac parcel of land northeast of the east end of Cardinal Court. The project consists of regrading the site and constructing a new drive to connect the existing training facility with Cardinal Court, extending the water main north and installation of fire hydrants, perimeter fencing, concrete retaining walls and pads for future fire training equipment and elements. Anticipated schedule is as follows: Start construction 3/3/2025, Substantial Completion 6/30/2025, Final Completion 7/31/2025.

The City of Auburn will make reasonable accommodations to people with disabilities. Any person with special needs should contact the ADA Coordinator, Bill Brandon at (260)925-6455 or the Clerk-Treasurer's Office at (260)925-6450 at least 72 hours before the scheduled meeting to discuss necessary special accommodations.

By the order of the City of Auburn Board of Public Works & Safety.

Dated this \_\_\_ day of \_\_\_\_\_, 2024. Attest: Lorrie K. Pontius, Clerk-Treasurer

*December 10, 2024 – 1st Advertisement*

*December 17, 2024 – 2nd Advertisement*

*(Please verify/confirm dates. These dates will not be printed in advertisement)*

## **SECTION 2**

### **Instructions to Bidders**

1. Complete sets of the Bidding Documents and Design Drawings may be purchased or downloaded online from Eastern Engineering (1239 Wells Street, Fort Wayne, IN 46808) at <http://distribution.easternengineering.com>.
2. Bids will be received by the City of Auburn, Clerk-Treasurer Office, at 210 East Ninth Street, Auburn, IN 46706 until **10:00 am, Thursday, January 9, 2025**. Bidders are responsible for the timely delivery of their bids which shall consist of one (1) original and one (1) copy of the complete bid package submittal for all items discussed below. All bids shall be in sealed envelopes bearing the Project title, "**Auburn Fire Department Training Facility Site Expansion**" and include the name and address of the bidder.
3. All bids shall include:
  - 3.1) Basis of Bid Form with all unit costs and a total for all base bid items and alternate bid items.
  - 3.2) Fully completed and executed Contractor's Bid for Public Work – Form 96.
  - 3.3) IRS Form W-9.
  - 3.4) E-Verify of Work Eligibility Status.
  - 3.5) Affidavit Concerning Employment of Unauthorized Aliens.
  - 3.6) Affidavit Concerning Investment Activities in Iran.
  - 3.7) Employee drug testing program in accordance with IC 4-13-18, for projects of at least \$150,000.00, in accordance with IC 36-1-12-24.
  - 3.8) BID SECURITY - Bid Bond or a Cashier's check made payable to the CITY OF AUBURN, INDIANA, for five percent (5%) of the bid. All bid bonds must clearly define the name, address, telephone number and fax number of the insuring company PLUS the same information for the agent PLUS proof that the insurance company and the agent are licensed to do business in the State of Indiana.
  - 3.9) Contractor must provide either of the following, as applicable, for Bid greater than or equal to **\$300,000.00** (including all contractor tiers as defined by IC 5-16-13):
    - 3.9.1) Pursuant to IC 4-13.6-4, State Public Works Division Certificate.
    - 3.9.2) Pursuant to IC 8-23-10, INDOT certificate of qualification.
4. All bids timely received shall be publicly opened and read aloud by the City of Auburn Clerk-Treasurer immediately following the bid date and time in the Norman E. Yoder Council Chambers located at 206 East Ninth Street, Auburn, Indiana.
5. Bid proposals will be presented along with a recommendation to award the project to the lowest responsible and responsive bidder at a public meeting of the Board of Public Works & Safety at **9:00 am on Tuesday, January 21, 2025** in the Norman E. Yoder Council Chambers located at 206 East Ninth Street, Auburn, Indiana.
6. The City of Auburn Board of Public Works and Safety reserves the right to reject any or all bids, to waive any informalities in bidding, and to award contracts in the best interest of the City of Auburn.
7. After Notice of Award has been issued to the successful low bidder, Contractor shall deliver to Owner:
  - 7.1) One (1) fully executed Agreement (Contract).
  - 7.2) Certificate of insurance (\$1,000,000 per occurrence, \$2,000,000 general aggregate).
  - 7.3) Performance Bond and Payment Bond for 100% of Contract price.
  - 7.4) Proposed Construction schedule.

8. Contractor's signed Agreement (Contract) along with Notice to Proceed document will be presented at a public meeting of the Board of Public Works & Safety at **9:00 am on Tuesday, February 4, 2025** in the Norman E. Yoder Council Chambers located at 206 East Ninth Street, Auburn, Indiana
9. Contractor's work may begin **Monday, March 3, 2025** and shall be totally complete by Thursday, **July 31, 2025**. Once construction starts, Contractor shall maintain a continuous construction schedule until completed.
10. Contractor shall hold all bid prices for all work until completion date.
11. Contractor shall submit all invoices to MartinRiley at [submittals@martin-riley.com](mailto:submittals@martin-riley.com). Contractor may submit one invoice per month OR Contractor may submit just one invoice for the total project after completion of the project. All final installed quantities (where applicable) will be measured and verified by Engineer and documented on Final Change Order.
12. All material and workmanship shall be guaranteed to the City of Auburn for three (3) years by Contractor providing a Maintenance Bond in the amount of ten percent (10%) of the final construction contract price. Warranty period shall begin when all punch list items are complete and maintenance bond shall be submitted with final pay application.
13. The Contract provides for the payment of liquidated damages in the event of unexcused failure by the Contractor to complete the Work within defined schedule. Such liquidated damages are to be assessed and recovered at the rate of \$500 per day beyond the Contract completion date. The per diem rate of liquidated damages have been determined and are intended as reasonable prospective estimate of the type and amount of actual damages which the Owner may sustain in the event of such delay. Submission of a Bid shall constitute an unconditional acknowledgement and agreement by the Bidder that such liquidated damages are fair and reasonable and do not and will not constitute a penalty, and that such liquidated damages may be assessed and recovered by the Owner as against the successful Bidder/Contractor and its Surety in lieu of actual damages for delayed completion.



**SECTION 3**  
**Basis of Bid**

**CITY OF AUBURN**

**AUBURN FIRE DEPARTMENT TRAINING FACILITY SITE EXPANSION**

**BID DUE NO LATER THAN 10:00 AM ON THURSDAY, JANUARY 9, 2025.**

**NOTE:**

- The lowest responsible and responsive submitted base bid total including any combination of alternatives as determined by the Owner will be considered for project award.
- Estimated quantities are not guaranteed and are solely for the purpose of comparison of bids. Final payment shall be based on determinations of actual quantities and classifications of work.
- Errors in Computation  
In unit price Bids, the extensions and totals are for informational purposes only, and the determination of the lowest Bid shall be based solely on the total results of computations of the estimated quantities and the unit price. Errors in extensions and totals will be corrected by the Engineering Dept. and the corrected totals will be used based upon the unit prices provided.

Bidder hereby acknowledges receipt of the following Addenda:

<b>Addendum Number</b>	<b>Addendum Date</b>

**CONTRACTOR:**

**COMPANY NAME:** \_\_\_\_\_

**ADDRESS:** \_\_\_\_\_

**PHONE #:** \_\_\_\_\_

**EMAIL ADDRESS:** \_\_\_\_\_

**PRINTED NAME:** \_\_\_\_\_

**SIGNATURE:** \_\_\_\_\_

For questions or comments, contact:  
**Torrey Ehrman at [tehrman@martin-riley.com](mailto:tehrman@martin-riley.com), (260)-422-7994**

**Basis of Bid Form**  
**Auburn Fire Department Training Facility Expansion**



Date: 12/10/2024

BASE BID ITEMS					
Item No.	Description	UNIT	QUANTITY	UNIT COST	ITEM COST
1	Mobilization/Demobilization	LS	1		
2	Excavation and Hauling	LS	1		
3	Import Fill Soil	CY	67		
4	Erosion Control Measures	LS	1		
5	Construction Engineering	LS	1		
6	Undercut Sub-base	CY	246		
7	Concrete Pavement Removal	SY	8		
8	Asphalt Pavement Removal	SY	23		
9	Concrete Curb Removal	LF	50		
10	STR. 101 Removal	LS	1		
11	30" Catch Basin w/ 4" Flat Open Grate Casting	EA	1		
12	Type III Manhole w/ 4" Flat Open Grate Casting	EA	1		
13	12" Metal End Section	EA	1		
14	30" Catch Basin w/ Rolled Curb and Gutter Casting	EA	2		
15	12" HDPE Pipe	LF	391		
16	6" D.I. Pipe	LF	36		
17	D.I. Pipe Cap	EA	1		
18	HMA Binder - 4"	TON	345		
19	HMA Surface - 2"	TON	173		
20	#53 Crushed Limestone	TON	459		
21	#2 Crushed Limestone	TON	964		
22	Concrete Recessed Curb	LF	107		
23	Concrete Rolled Curb and Gutter	LF	994		
24	Restoration/Seeding	SY	5831		
25	Spruce Pine Tree	EA	4		
26	6" C900 Water Service Pipe	LF	406		
27	2" SDR9 HDPE Water Service Pipe	LF	97		
28	6" S.S. Tapping Sleeve (Sleeve, Excavation, and Backfill)	EA	1		
29	6" Water Valve	EA	1		
30	6" 30 Degree Elbow (C900 Water Main Fitting)	EA	2		
31	6" 45 Degree Elbow (C900 Water Main Fitting)	EA	3		
32	Fire Hydrant Assembly - Type I	EA	1		
33	Fire Hydrant Assembly - Type IV	EA	1		
34	6" x 2" Tap Saddle w/ Corp Stop Valve	EA	3		
35	2" Curb Stop Valve	EA	3		

Total of All Base Bid Item Cost \$ \_\_\_\_\_

Alternate #1	36	Retaining Wall (Wall, Footings Reinforcement, Excavation, Backfill)	LS	1		
	37	4" Perforated Tile for Retaining Wall	LF	70		

Total of All Alternate #1 Item Cost \$ \_\_\_\_\_

Alternate #2	38	6' Ht. Chain-Link Fence, Black Vinyl Coated	LF	224		
	39	6' Ht. Sliding Chain-Link Cantilever Gate, Manual, w/ 30' Opening	EA	1		
	40	6' Ht. x 16' W. Double Swing Chain-Link Gate, Black Vinyl Coated	EA	1		

Total of All Alternate #2 Item Cost \$ \_\_\_\_\_

Total of All Item Cost (Sum of Base Bid, Alternate #1 and Alternate #2) \$ \_\_\_\_\_

Dollars

Total of all Items in Words (In case of discrepancy, the amount shown in words will govern.)