

ADDENDUM NO. 2
To the Contract Document and Project Specifications for the
SOUTH SIDE ATHLETIC ANNEX SITE IMPROVEMENTS
Fort Wayne Community Schools (FWCS)
Fort Wayne, Indiana
October 11, 2024

To: All holders of the contract documents for the above project.

The items in this addendum are to become a part of the original documents as if included therein. The remainder of the original contract document is to remain in its entirety. This Addendum modifies the Contract Documents and Specifications as follows:

- Part 1 – General Clarifications
- Part 2 – Specifications
- Part 3 – Construction Drawings/Details
- Part 4 – Questions

PART 1 – GENERAL CLARIFICATIONS

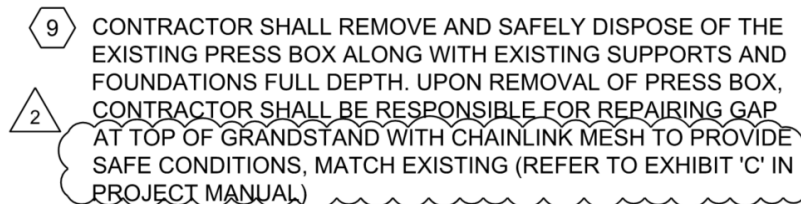
1. Not applicable

PART 2 – SPECIFICATIONS (Replace - See Attached)

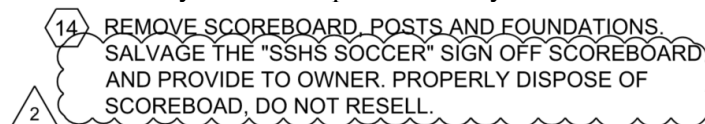
1. 0001111 – Table of Contents Divisions 2-35
 - A. **ADDED:** Exhibit ‘C’ – Demolition Items
2. Exhibit ‘C’
 - A. **ADDED:** Exhibit ‘C’ – To provide further clarity on the anticipated repairs regarding the fence at the top of the bleachers with the removal of the press box.

PART 3 – CONSTRUCTION DRAWING / DETAILS (Replace - See Attached)

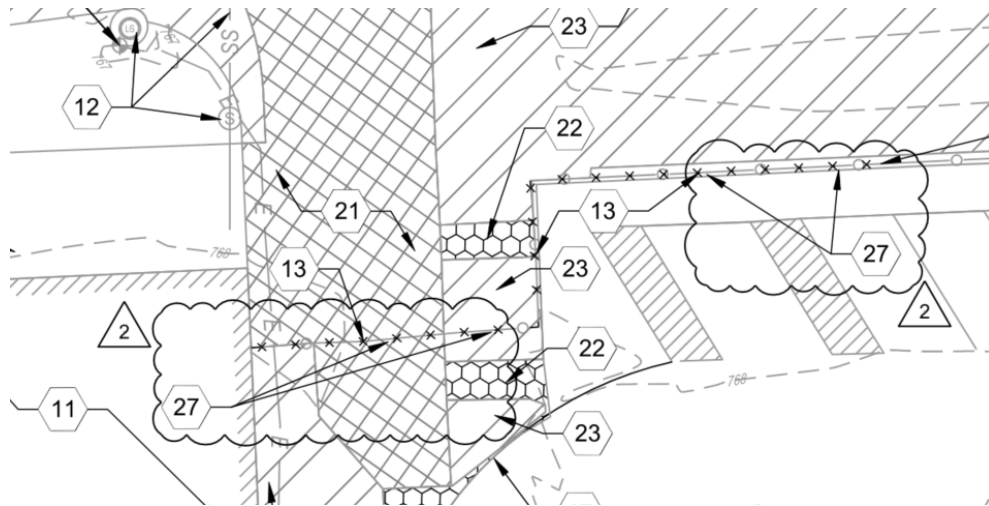
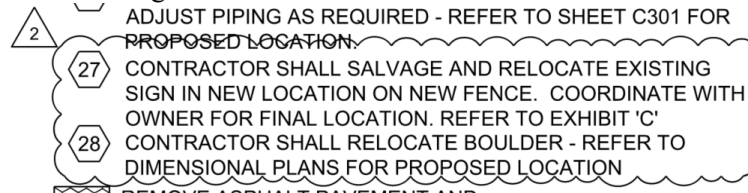
1. Plan Sheets C101 and C102
 - A. **REVISED:** Language within keynote #9 to provide clarity on the fence repair needed and to provide reference to Exhibit ‘C’ within the project manual.



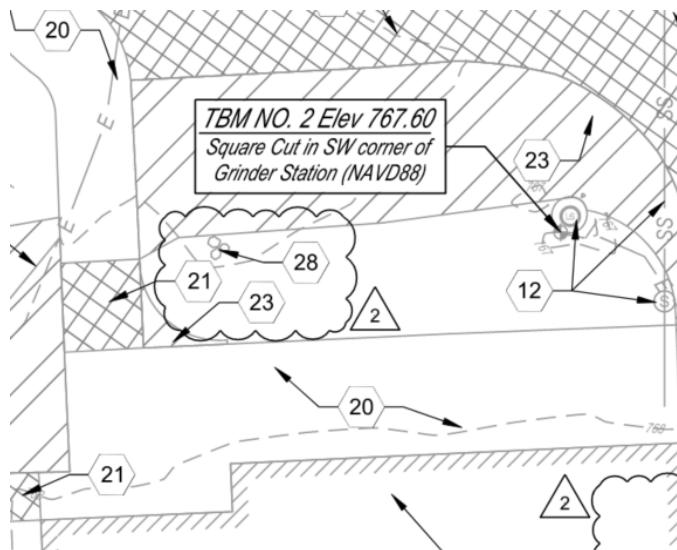
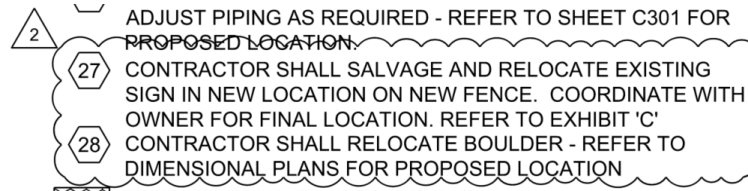
- B. **REVISED:** Keynote #14 to provide clarity on scoreboard removal.



- C. **ADDED:** Keynote #27 in legend and on plan to provide clarity on four existing signs that will be salvaged and relocated.

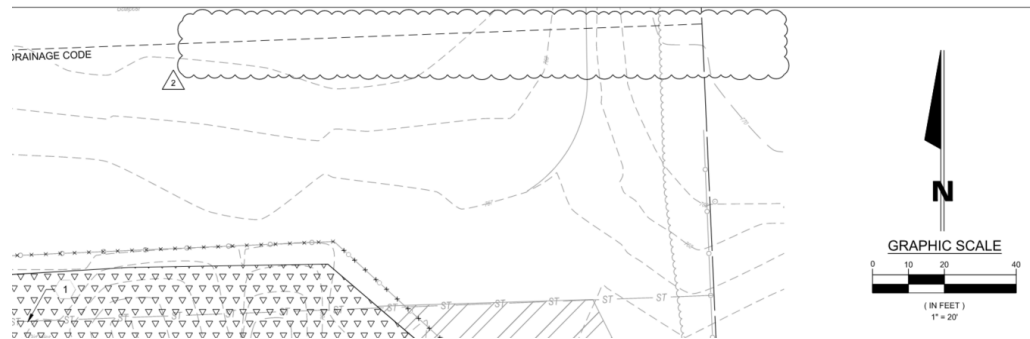


- D. **ADDED:** Keynote #28 in legend and on plan regarding the relocation of an existing boulder.



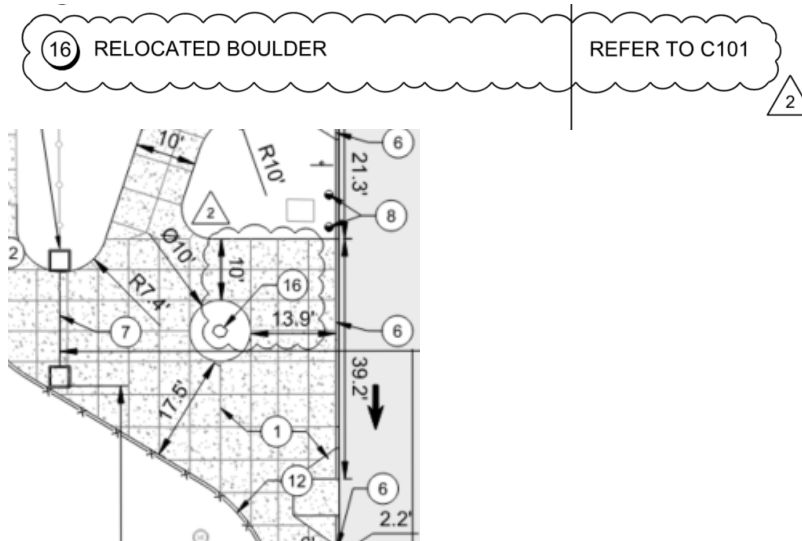
2. Plan Sheet C102

- A. **REMOVED:** Note at the top of the page regarding removal of scoreboard north of the track that has already been removed.



3. Plan Sheet C201

- A. **ADDED:** Keynote 16 in legend and on plan regarding the relocation of an existing boulder.

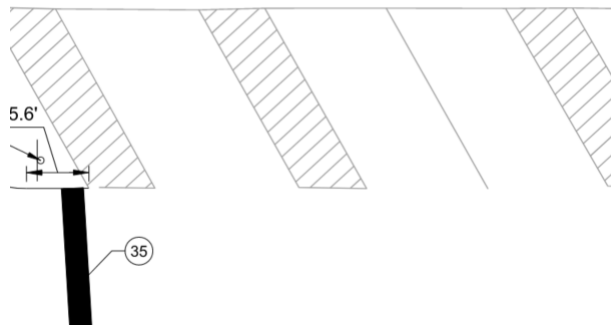


4. Plan Sheets C203 and C204

A. **ADDED:** Keynote E in the legend and on plan to account for the relocated ADA signs.

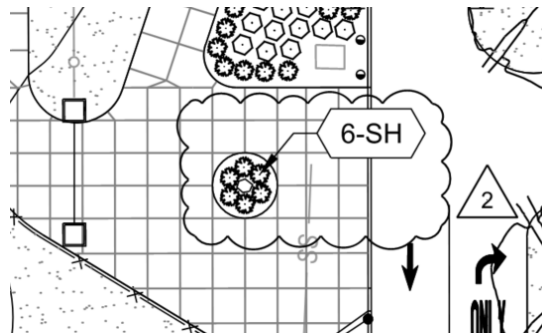
SIGN LEGEND:

A	"DO NOT ENTER" SIGN	DETAIL 2/SD102
B	"NO BUS" SIGN	DETAIL 2/SD102
C	ADA SIGN (VAN)	DETAIL 2/SD102
D	ADA SIGN	DETAIL 2/SD102
E	RELOCATED ADA SIGN	DETAIL 2/SD102



5. Plan Sheet C601

B. **REVISED:** Landscape bed at entrance and updated plant material list to account for relocated boulder.



PLANT MATERIAL LIST

ID	BOTANICAL NAME	COMMON NAME	SIZE	QTY	ROOT
TREES					
UA	ULMUS AMERICANA 'PRINCETON'	PRINCETON ELM	2 1/2" CAL	3	B & B
UF	ULMUS 'FRONTIER'	FRONTIER ELM	2 1/2" CAL	4	B & B
SHRUBS					
IV	ILEX VERTICILLIATA 'NCIVI'	LITTLE GOBLIN RED WINTERBERRY	24" H MIN.	11	B & B
HA	HYDRANGEA ARBORESCENS 'ANNABELLE'	ANNABELLE HYDRANGEA	24" H MIN.	5	CONT.
NF	NEPETA X FAASSENII 'WALKER'S LOW'	WALKER'S LOW CATMINT	12" H MIN.	16	CONT.
PERENNIALS					
RA	RUDBECKIA 'AMERICAN GOLD RUSH'	AMERICAN GOLD RUSH CONEFLOWER	12" H MIN.	18	CONT.
GRASSES					
CA	CALAMAGROSTIS ACUTIFLORA 'KARL FOERSTER'	KARL FOERSTER'S FEATHER REED GRASS	24" H MIN.	12	CONT.
SH	SPOROBOLUS HETEROLEPIS	PRAIRIE DROPSEED	24" H MIN.	6	CONT.

PART 4 – QUESTIONS

1. Is mechanical fastening acceptable for all elements on the gateway structure. This would be necessary due to the powder coat requirements and size. Just want to make sure that is okay because I don't see call outs for the expected fastening of the arched pieces or the letters.

A. Yes, mechanical fasteners for the letters are acceptable. Visible components attaching the letter and angle iron to the frame shall be black to match the gateway frame.

A signed copy of this addendum shall be submitted with the proposal.

Acknowledged by: _____ <div style="text-align: center; margin-top: 5px;">Signature of Bidder</div>	_____ <div style="text-align: center; margin-top: 5px;">Date</div>
---	---

J:\Projects\2024 Projects\2024-01260 FWCS South Side Annex Sand Point Rd Fort Wayne\14_Bidding\Addenda\Addendum 2\Addendum #2 - FWCS SSAA Site Improvements 2024-10-11.doc



Table of Contents

DIVISION 2 – EXISTING CONDITIONS

- 02 30 00 Subsurface Investigation
- 02 41 13 Building and Site Demolition

DIVISION 7 – Thermal and Moisture Protection

- 07 92 00 Joint Sealant

DIVISION 31 – EARTHWORK

- 31 05 13 Soils for Earthwork
- 31 05 16 Aggregates for Earthwork
- 31 10 00 Site Clearing
- 31 20 00 Earth Moving
- 31 22 13 Rough Grading
- 31 23 16 Excavation
- 31 23 16.13 Trenching
- 31 23 19 Dewatering
- 31 25 00 Erosion and Sediment Controls

DIVISION 32 – EXTERIOR IMPROVEMENTS

- 32 11 23 Aggregate Base Courses
- 32 12 16 Asphalt Paving
- 32 13 13 Concrete Paving
- 32 13 73 Concrete Paving Joint Sealants
- 32 17 23 Pavement Marking
- 32 31 13 Fences and Gates
- 32 31 13.10 Chain Link Cantilever Gate System
- 32 91 13 Soil Preparation
- 32 92 00 Turf and Grasses
- 32 93 00 Plants

DIVISION 33 – UTILITIES

- 33 41 00 Storm Drainage
- 33 42 00 Stormwater Conveyance



WE ARE YOUR SCHOOLS

33 46 00 Subdrainage


EXHIBIT 'A' - GEOTECHNICAL REPORT

EXHIBIT 'B' – ANTICIPATED IRRIGATION REPAIRS

EXHIBIT 'C' – DEMOLITION ITEMS

Exhibit 'C'

Demolition Items



Bleacher Fence Repair

Prior to or immediately following the removal of the press box, the Contractor shall box out the existing opening with new chain link fence and posts/railing to match existing fence conditions.



Notice Sign Relocation

Contractor shall salvage and relocate existing notice sign (highlighted with blue box) in new location on new fence. Coordinate with Owner for final location.



South Side Athletic Fields Sign Relocation

Contractor shall salvage and relocate existing South Side Athletic Fields sign in new location on new fence. Coordinate with Owner for final location.