


ADDENDUM



ADDENDUM NO: 2

BID PACKAGE NO: 2

PROJECT: Pendleton Heights High School Roofing Replacement

PROJECT NO: 2024041

DATE: 07/29/2024

BY: Lauren Maloney

This Addendum is issued in accordance with the provisions of "The General Conditions of the Contract for Construction," Article 1, "Contract Documents" and becomes a part of the Contract Documents as provided therein. This Addendum includes:

Addendum Pages: ADD1-2 thru ADD2-2
Attachments: Revised Sheets: AD100, A100
Specifications: Supplementary Bid Form & Combination Bid Form
Other: Pre-bid sign-in sheet

PART 1 - BIDDING AND CONTRACT REQUIREMENTS

1.01 00 42 01 – SUPPLEMENTARY BID FORM

- A. Replace revised supplementary bid form and combination bid form.

1.02 01 23 00 – ALTERNATES

- A. Add Paragraph 3.01.B as follows:

"B. Alternate No. 2: Metal Coping

- 1. Base Bid: Existing metal coping to remain. Remove and reinstall as required for installation of new roofing membrane.
- 2. Alternate: Provide new metal coping where existing roof membrane is being replaced as shown on drawings."

PART 2 - SPECIFICATIONS

2.01 NOT USED

PART 3 - DRAWINGS

3.01 AD100 – ROOF DEMOLITION PLAN

- A. Change roof demolition note and hatch as shown on the attached sheet to indicate additional area with concrete deck.
- B. Revise roof demolition note "I" to include alternate information.

3.02 A100 – COMPOSITE ROOF PLAN

- A. Change roof plan note and hatch as shown on the attached sheet to indicate additional area with concrete deck.
- B. Revise roof plan note “8” to include alternate information.

PART 4 - OTHER ITEMS

4.01 The pre-bid sign-in sheet has been included.

PART 5 - QUESTION AND ANSWER

5.01 Is the core sample map included in the core report?

- A. Response: The core sample map is included on page 69 of the project manual pdf.

END OF ADDENDUM

SECTION 00 42 01 - SUPPLEMENTARY BID FORM

FOR (PROJECT): PENDLETON HEIGHTS HS ROOFING REPLACEMENT

Pendleton Heights High School
1 Arabian Drive
Pendleton, Indiana 46064

TO (OWNER): South Madison Community School Corporation
Administrative Services Center
203 South Heritage Way
Pendleton, IN 46064

BY (CONTRACTOR):

COMPANY NAME _____
ADDRESS _____
CONTACT PERSON _____
MOBILE PHONE _____
EMAIL _____

BID SUBMISSION CHECKLIST:

Each Bid shall contain the following documents for consideration as a complete bid:

- ☐ 00 41 00 Completed Form 96 (1 Copy)
- ☐ 00 42 01 Completed Bid Form(s) (2 Copies)
- ☐ 00 43 00 Bid Bond (1 Copy)
- ☐ 00 45 13 Financial statements (1 Copy)

Pursuant to notices given, the undersigned proposes to complete the Work of the Project according to Bidding Documents prepared by CSO Architects, Inc., 8831 Keystone Crossing, Indianapolis, Indiana, for the sum of

BASE BID: _____ \$ _____
(amount in words)

ADDENDA:

The undersigned acknowledges receipt of the following Addenda and agrees that this proposal includes all items mentioned in such Addenda:

No.(s) _____

ALLOWANCES:

The undersigned acknowledges that the base bid amount includes the following allowances:

Contingency Allowance: \$ _____

UNIT PRICE:

The undersigned acknowledges that the base bid amount includes the following unit prices:

Unit Price 1 – Roof drain replacement per drain : \$ per drain
Description(s)

COMPLETION OF WORK:

The undersigned guarantees, if awarded the contract, to complete the work not later than date(s) established in Section 01 10 00 SUMMARY OF WORK. Please indicate that date or an alternate date on the line below.

Proposed Date of Completion: _____

ALTERNATE BIDS:

The undersigned also proposes to furnish or to omit all labor and materials necessary to complete work as required by the "Alternate Bids", as provided for in the drawings and specifications as follows:

Bid Package #2, Alternate No. 1 – Mechanically Fastened PVC Membrane Roofing System (Rhinobond)

_____ Add/Deduct \$ _____

Bid Package #2, Alternate No. 2 – Replace Metal Coping

_____ Add/Deduct \$ _____

BIDDER'S SIGNATURE:

IN TESTIMONY WHEREOF, the Bidder (an individual) has hereunto set his hand this

_____ day of _____, 202__.

(Individual)

IN TESTIMONY WHEREOF, the Bidder (a firm) have hereunto set their hands this

_____ day of _____, 202__.

Firm Name: _____

By _____

By _____

IN TESTIMONY WHEREOF, the Bidder (a Corporation) has caused this proposal to be signed by its President and Secretary and affixed its corporate seal this

_____ day of _____, 202__.

Name of Corporation: _____

President _____

Secretary _____

OATH AND AFFIRMATION:

I affirm under the penalties of perjury that the foregoing facts and information are true and correct to the best of my knowledge and belief.

Subscribed and sworn to before me by _____

this _____ day of _____, 202__.

My Commission expires _____.

Notary Public

SECTION 00 42 02 - SUPPLEMENTARY BID FORM – COMBINATION BID

FOR (PROJECTS): Bid Package #1, East Elementary Roofing Replacement
 Bid Package #2, Pendleton High School Roofing Replacement

TO (OWNER): South Madison Community School Corporation
 Administrative Services Center
 203 South Heritage Way
 Pendleton, IN 46064

BY (CONTRACTOR):

COMPANY NAME _____
ADDRESS _____
CONTACT PERSON _____
MOBILE PHONE _____
EMAIL _____

BID SUBMISSION CHECKLIST:

Each Bid shall contain the following documents for consideration as a complete bid:

- ☐ 00 41 00 Completed Form 96 (1 Copy)
- ☐ 00 42 01 Completed Bid Form(s) (2 Copies)
- ☐ 00 43 00 Bid Bond (1 Copy)
- ☐ 00 45 13 Financial statements (1 Copy)

Pursuant to notices given, the undersigned proposes to complete the Work of the Project according to Bidding Documents prepared by CSO Architects, Inc., 8831 Keystone Crossing, Indianapolis, Indiana, for the sum of

BASE BID: _____ \$ _____
(amount in words)

ADDENDA:

The undersigned acknowledges receipt of the following Addenda and agrees that this proposal includes all items mentioned in such Addenda:

No. _____

ALLOWANCES:

The undersigned acknowledges that the base bid amount includes the following allowances:

Contingency Allowance: \$ _____

COMPLETION OF WORK:

The undersigned guarantees, if awarded the contract, to complete the work not later than date(s) established in Section 01 10 00 SUMMARY OF WORK. Please indicate that date or an alternate date on the line below.

Proposed Date of Completion: _____

ALTERNATE BIDS:

The undersigned also proposes to furnish or to omit all labor and materials necessary to complete work as required by the "Alternate Bids", as provided for in the drawings and specifications as follows:

Bid Package #1 (EES) Alternate No. 1 – Mechanically Fastened PVC Membrane Roofing System
(Rhinobond)

_____ Add/Deduct \$ _____

Bid Package #1 (EES) Alternate No. 2 – Replace Existing TPO Roof Section

_____ Add/Deduct \$ _____

Bid Package #1 (EES) Alternate No. 3 – Replace Metal Coping

_____ Add/Deduct \$ _____

Bid Package #2 (PHHS) Alternate No. 1 – Mechanically Fastened PVC Membrane Roofing System
(Rhinobond)

_____ Add/Deduct \$ _____

Bid Package #2 (PHHS) Alternate No. 2 – Replace Metal Coping

_____ Add/Deduct \$ _____

BIDDER'S SIGNATURE:

IN TESTIMONY WHEREOF, the Bidder (an individual) has hereunto set his hand this

_____ day of _____, 201__.

(Individual)

IN TESTIMONY WHEREOF, the Bidder (a firm) have hereunto set their hands this

_____ day of _____, 201__.

Firm Name: _____

By _____

By _____

IN TESTIMONY WHEREOF, the Bidder (a Corporation) has caused this proposal to be signed by its
President and Secretary and affixed its corporate seal this

_____ day of _____, 201__.

Name of Corporation: _____

President _____

Secretary _____

OATH AND AFFIRMATION:

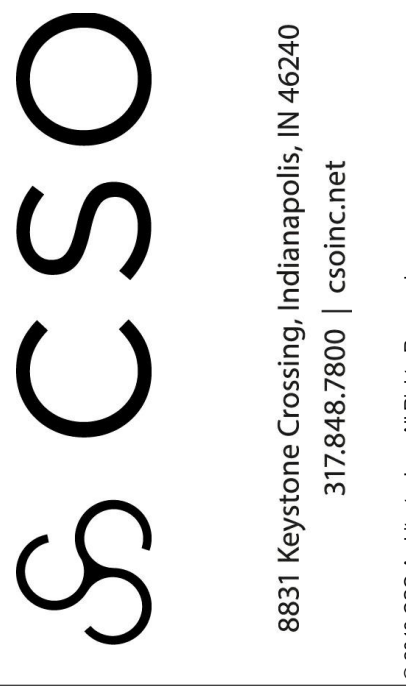
I affirm under the penalties of perjury that the foregoing facts and information are true and correct to the
best of my knowledge and belief.

Subscribed and sworn to before me by _____

this _____ day of _____, 201__.

My Commission expires _____.

Notary Public



SOUTH MADISON COMMUNITY
SCHOOL CORPORATION
ROOFING IMPROVEMENTS FOR
PENDLETON HEIGHTS HIGH SCHOOL
1 ARABIAN DR, PENDLETON, IN 46064

SCOPE DRAWINGS:
These drawings indicate the general scope of the project and the dimensions of the building, the major architectural elements and the type of structural, mechanical and electrical systems.
The drawings do not necessarily indicate or describe all work required for full performance and completion of the elements of the Contract.
On the basis of the general scope indicated or described, trade contractors shall furnish all items required for the proper execution and completion of the work.


REVISIONS:

ADDENDUM #2 07/29/2024

SUE DATE	DRAWN BY	CHECKED BY
06/24/24	LNH	BJK

DRAWING TITLE:
ROOF
DEMOLITION
PLAN

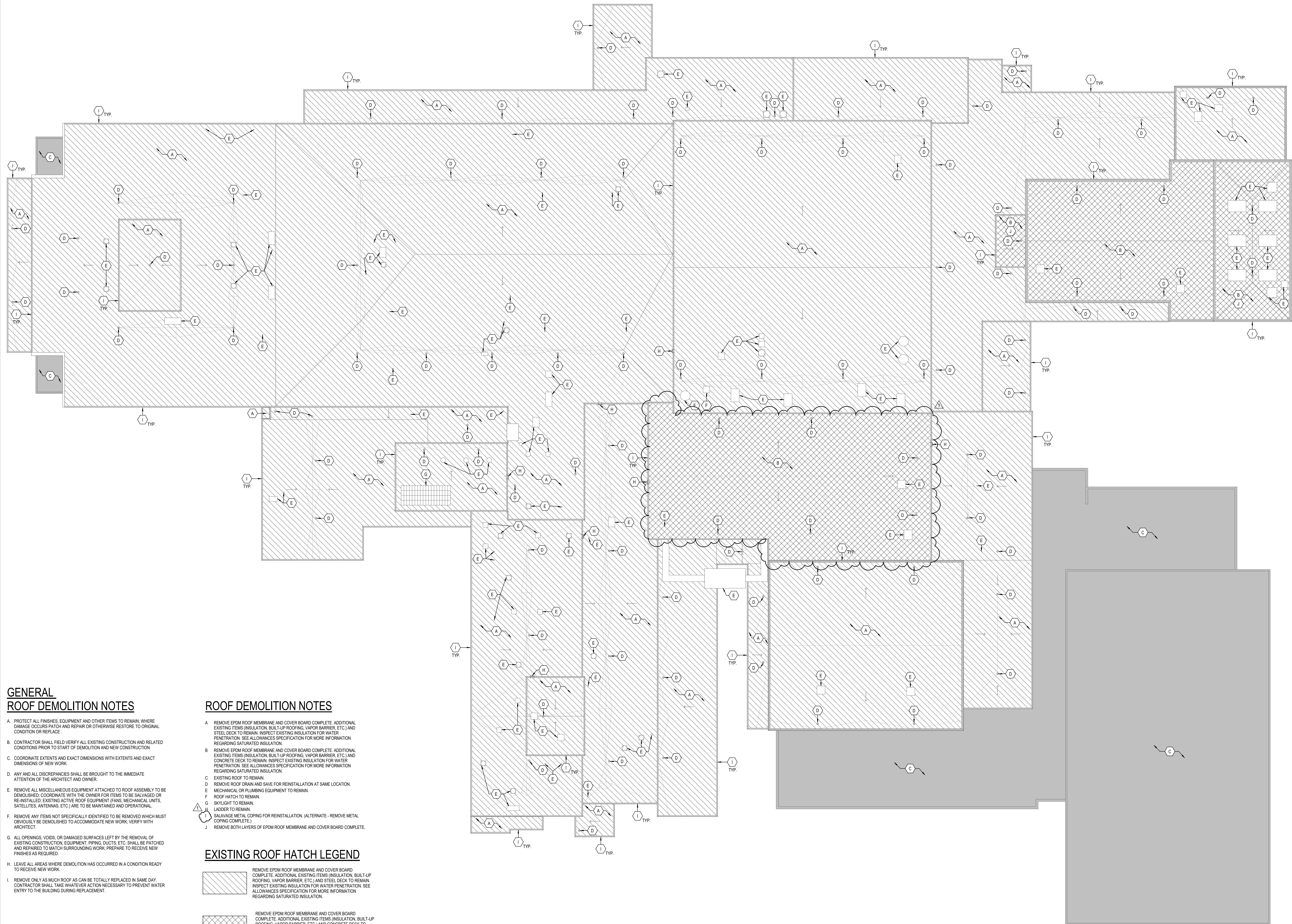
CERTIFIED BY:



JAMES ROBERT FUNK
REGISTERED
No.
AR00900003
STATE OF
INDIANA
ARCHITECT

DRAWING NUMBER
AD100

PROJECT NUMBER
2024041





GENERAL ROOF DEMOLITION NOTES

- A. PROTECT ALL FINISHES, EQUIPMENT AND OTHER ITEMS TO REMAIN; WHERE DAMAGE OCCURS PATCH AND REPAIR OR OTHERWISE RESTORE TO ORIGINAL CONDITION OR REPLACE.
- B. CONTRACTOR SHALL FIELD VERIFY ALL EXISTING CONSTRUCTION AND RELATED CONDITIONS PRIOR TO START OF DEMOLITION AND NEW CONSTRUCTION.
- C. COORDINATE EXISTING AND EXACT DIMENSIONS WITH EXTENTS AND EXACT DIMENSIONS OF NEW WORK.
- D. ANY AND ALL DISCREPANCIES SHALL BE BROUGHT TO THE IMMEDIATE ATTENTION OF THE ARCHITECT AND OWNER.
- E. REMOVE ALL MISCELLANEOUS EQUIPMENT ATTACHED TO ROOF ASSEMBLY TO BE DEMOLISHED; COORDINATE WITH THE OWNER FOR ITEMS TO BE SALVAGED OR RE-INSTALLED; EXISTING ACTIVE ROOF EQUIPMENT (FANS, MECHANICAL UNITS, SATELLITES, ANTENNAS, ETC) ARE TO BE MAINTAINED AND OPERATIONAL.
- F. REMOVE ANY ITEMS NOT SPECIFICALLY IDENTIFIED TO BE REMOVED WHICH MUST BE REMOVED TO DEMOLISHED TO ACCOMMODATE NEW WORK; VERIFY WITH ARCHITECT.
- G. ALL OPENINGS, VOIDS, OR DAMAGED SURFACES LEFT BY THE REMOVAL OF EXISTING CONSTRUCTION, EQUIPMENT, PIPING, DUCTS, ETC. SHALL BE PATCHED AND REPAIRED TO MATCH SURROUNDING WORK; PREPARE TO RECEIVE NEW FINISHES AS REQUIRED.
- H. LEAVE ALL AREAS WHERE DEMOLITION HAS OCCURRED IN A CONDITION READY TO RECEIVE NEW WORK.
- I. REMOVE ONLY AS MUCH ROOF AS CAN BE TOTALLY REPLACED IN SAME DAY. CONTRACTOR SHALL TAKE IMMEDIATE ACTION NECESSARY TO PREVENT WATER ENTRY TO THE BUILDING DURING REPLACEMENT.

ROOF DEMOLITION NOTES

- A REMOVE EPDM ROOF INSULATION AND COVER BOARD COMPLETE. ADDITIONAL EXISTING ITEMS INSULATION, BUILT-UP ROOFING, VAPOR BARRIER, ETC. AND CONCRETE DECK TO REMAIN. INSPECT EXISTING INSULATION FOR WATER PENETRATION. SEE ALLOWANCES SPECIFICATION FOR MORE INFORMATION REGARDING SATURATED INSULATION.
- B REMOVE EPDM ROOF INSULATION AND COVER BOARD COMPLETE. ADDITIONAL EXISTING ITEMS INSULATION, BUILT-UP ROOFING, VAPOR BARRIER, ETC. AND CONCRETE DECK TO REMAIN. INSPECT EXISTING INSULATION FOR WATER PENETRATION. SEE ALLOWANCES SPECIFICATION FOR MORE INFORMATION REGARDING SATURATED INSULATION.
- C EXISTING ROOF TO REMAIN.
- D REMOVE ROOF DRAIN AND SAVE FOR REINSTALLATION AT SAME LOCATION. REPAIR/REPLACE DRAIN EQUIPMENT TO REMAIN.
- E ROOF HATCH TO REMAIN.
- F SKYLIGHT TO REMAIN.
- G LADDER TO REMAIN.
- H SALVAGE METAL COPING FOR REINSTALLATION (ALTERNATE - REMOVE METAL COPING COMPLETE).
- J REMOVE BOTH LAYERS OF EPDM ROOF INSULATION AND COVER BOARD COMPLETE.

EXISTING ROOF HATCH LEGEND

- | | |
|---|--|
|  | <p>REMOVE EPDM ROOF MEMBRANE AND COVER BOARD COMPLETE. ADDITIONAL EXISTING ITEMS (INSULATION, BUILT-UP ROOFING, VAPOR BARRIER, ETC.) AND STEEL DECK TO REMAIN. INSPECT EXISTING INSULATION FOR WATER PENETRATION. SEE ALLOWANCES SPECIFICATION FOR MORE INFORMATION REGARDING SATURATED INSULATION.</p> |
|  | <p>REMOVE EPDM ROOF MEMBRANE AND COVER BOARD COMPLETE. ADDITIONAL EXISTING ITEMS (INSULATION, BUILT-UP ROOFING, VAPOR BARRIER, ETC.) AND CONCRETE DECK TO REMAIN. INSPECT EXISTING INSULATION FOR WATER PENETRATION. SEE ALLOWANCES SPECIFICATION FOR MORE INFORMATION REGARDING SATURATED INSULATION.</p> |

EXISTING ROOF TO REMAIN

1 ROOF DEMOLITION PLAN
AD100 SCALE: 3/8" = 1'-0"



GENERAL ROOF NOTES

- ALL WORK SHALL BE IN ACCORDANCE WITH THE BEST QUALITY STANDARDS OF THE TRADE, AND SHALL CONFORM WITH THE LATEST EDITION OF ALL FEDERAL, STATE, AND LOCAL CODES AND STANDARDS. THE SAME ARE MADE A PART OF THESE CONTRACT DOCUMENTS, AS IF REPEATED HEREIN.
- CONTRACT DOCUMENTS CONSIST OF BOTH THE PROJECT MANUAL AND DRAWINGS, AND BOTH ARE INTENDED TO BE COMPLEMENTARY. ANYTHING APPEARING ON EITHER MUST BE EXECUTED THE SAME AS IF SHOWN ON BOTH. CONSTRUCTION DOCUMENTS SHALL BE FOLLOWED AS CLOSELY AS POSSIBLE, HOWEVER, SYSTEMS HAVE BEEN SHOWN DIAGRAMMATICALLY AND IN SOME CASES, ENLARGED FOR CLARITY. PROVIDE ADDITIONAL ITEMS AS REQUIRED TO PROVIDE A COMPLETE AND COORDINATED SYSTEM.
- CONTRACTOR SHALL PROVIDE ANY AND ALL TEMPORARY UTILITY SERVICE REQUIRED TO CONSTRUCT THE WORK. CONTRACTOR MAY EXTEND SERVICES FROM EXISTING LOCATIONS TO WHERE THEY ARE REQUIRED. REMOVE TEMPORARY UTILITIES AND RELATED EXTENSIONS AS SOON AS PRACTICABLE. RESTORE ALL AFFECTED AREAS TO ORIGINAL CONDITION.
- CONTRACTOR SHALL REMOVE CONSTRUCTION DEBRIS FROM THE BUILDING AND ROOF DAILY.
- STORE VOLATILE OR FLAMMABLE LIQUIDS IN UL LISTED FIRE CABINETS.
- CONTRACTOR SHALL BE SOLELY RESPONSIBLE FOR THE SECURITY OF ALL STORED MATERIALS AND EQUIPMENT INSIDE OR OUTSIDE THE BUILDING.
- CONTRACTOR SHALL FURNISH NECESSARY TEMPORARY PROTECTION FROM WEATHER TO PROTECT INTERIOR OF BUILDING FROM ELEMENTS OF WEATHER AT ALL TIMES.
- CONTRACTOR RESPONSIBLE FOR TRAFFIC PROTECTION DURING CONSTRUCTION. AREAS OF WORK SUBJECT TO TRAFFIC BY VARIOUS TRADES SHALL BE PROTECTED BY TEMPORARY WALK PADS.
- PROVIDE TREATED WOOD BLOCKING EQUAL IN THICKNESS TO INSULATION SYSTEM AT ROOF PERIMETER AND AROUND ALL ROOF PENETRATIONS. ANCHOR PER SECTION 1409 OF THE FM GLOBAL LOSS PREVENTION GUIDE.
- EXTEND ALL PLUMBING VENTS TO PROVIDE A MIN. OF 12" OF HEIGHT FROM TOP OF INSULATION. ALL FITTINGS TO BE AIR AND WATER TIGHT. SEE PLUMBING PLANS FOR LOCATIONS.
- ROOF INSULATION SADDLES AND CRICKETS ARE DIAGRAMMATIC. ROOF INSULATION MANUFACTURER SHALL DESIGN AND SIZE THESE PER THE ROOF MEMBRANE MANUFACTURER'S RECOMMENDATIONS. CRICKETS AND SADDLES SHOULD HAVE A MINIMUM OF TWO TIMES THE SLOPE OF THE PRIMARY TAPERED SYSTEM OR STRUCTURAL SLOPE. THE RATIO OF A CRICKET'S WIDTH TO LENGTH SHOULD BE NO LESS THAN 1 TO 3.
- PROVIDE SADDLES/CRICKETS AROUND ALL NEW ROOF TOP EQUIPMENT.
- PROVIDE TAPERED INSULATION WHERE REQUIRED TO TRANSITION FROM ONE INSULATION HEIGHT TO ANOTHER.
- NOTCH ALL INSULATION AS REQUIRED TO ACCOMMODATE SURFACE MOUNTED CONDUIT, FASTENERS, OFFSETS AND OTHER PROJECTIONS EXTENDING ABOVE THE SURFACE OF THE DECK.
- PERIMETER EDGE METAL TO COMPLY WITH ANSISPR1 ES-1 FM GLOBAL 1409.
- INSPECT ALL WOOD BLOCKING SCHEDULED TO REMAIN. NOTIFY ARCHITECT OF ANY DETERIORATED BLOCKING NEEDING REPLACEMENT. CONTRACTOR TO REPLACE AND DAMAGED BLOCKING ON A TIME AND MATERIAL BASIS, SEE SPECIFICATIONS.
- ALL ROOF DETAIL DRAWINGS CONTAINED IN THIS SET ARE DIAGRAMMATIC. ADJUST ROOF DETAILS BASED ON SPECIFIC ROOFING SYSTEM SELECTED ACCORDING TO MANUFACTURER'S WRITTEN SPECIFICATIONS AND APPROVED DETAIL DRAWINGS. ALL ASSEMBLY COMPLICATIONS SHOULD BE BROUGHT TO THE ATTENTION OF THE ARCHITECT.
- THE ROOF CONTRACTOR SHALL PROTECT ALL ROOF DRAINS, GUTTERS AND DOWNSPOUTS FROM DEBRIS CREATED DURING CONSTRUCTION. THE ROOF CONTRACTOR SHALL CLEAR ALL DRAINS, GUTTERS AND DOWNSPOUTS PRIOR TO COMPLETION OF WORK AND TO ENSURE THAT THEY ARE FREE OF DEBRIS AND FUNCTIONING PROPERLY.
- MECHANICAL, ELECTRICAL AND PLUMBING INFORMATION SHOWN ON THIS PLAN IS GENERAL IN NATURE. FIELD VERIFY ACTUAL FIELD PENETRATION QUANTITIES, LOCATIONS AND FLASH AS REQUIRED PER MANUFACTURER'S STANDARD DETAILS.



ROOF PLAN NOTES

- NEW PVC ROOF ASSEMBLY (MEMBRANE AND 1/2" HIGH DENSITY POLYISO COVER BOARD) OVER EXISTING ROOF ITEMS AND STEEL DECK TO REMAIN. MAINTAIN EXISTING ROOF SLOPE. EXTEND MEMBRANE OVER AND ATTACH TO FRONT FACE OF PARAPET.
- NEW PVC ROOF ASSEMBLY (MEMBRANE AND 1/2" HIGH DENSITY POLYISO COVER BOARD) OVER EXISTING ROOF ITEMS AND CONCRETE DECK TO REMAIN. MAINTAIN EXISTING ROOF SLOPE. EXTEND MEMBRANE OVER AND ATTACH TO FRONT FACE OF PARAPET.
- REINSTALL SALVAGED ROOF DRAIN. FLASH PER ROOF MANUFACTURER'S STANDARD DETAILS.
- MECHANICAL OR PLUMBING EQUIPMENT TO REMAIN. REMOVE EQUIPMENT AS REQUIRED TO REFLASH CURB PER MANUFACTURER'S STANDARD DETAILS.
- ROOF HATCH TO REMAIN. REMOVE ROOF HATCH AS REQUIRED TO REFLASH CURB PER MANUFACTURER'S STANDARD DETAILS.
- SKYLIGHT TO REMAIN. REMOVE SKYLIGHT AS REQUIRED TO REFLASH CURB PER MANUFACTURER'S STANDARD DETAILS.
- LADDER TO REMAIN. REMOVE LADDER AS REQUIRED TO REFLASH CURB PER MANUFACTURER'S STANDARD DETAILS.
- REINSTALL SALVAGED METAL COPING. (ALTERNATE - PROVIDE NEW METAL COPING TO MATCH EXISTING.)

ROOF TYPES

- TYPE "A"
- TYPE "B"
- EXISTING ROOF TO REMAIN.

1
A100
SCALE: 3/8" = 1'-0"




PROJECT:
SOUTH MADISON COMMUNITY SCHOOL CORPORATION
ROOFING IMPROVEMENTS FOR
PENDLETON HEIGHTS HIGH SCHOOL
1 ARABIAN DR., PENDLETON, IN 46064

SCOPE DRAWINGS:
These drawings indicate the general scope of the project in terms of architectural design concept, the arrangement of structural, mechanical and electrical systems. The drawings do not necessarily indicate or describe all work required for full performance and completion of the project. On the basis of the general scope indicated or described, the trade contractors shall furnish all items required for the proper execution and completion of the work.

REVISIONS:		
1	ADDENDUM #2	07/29/2024

ISSUE DATE	DRAWN BY	CHECKED BY
06/24/24	LNM	BJK

DRAWING TITLE:
COMPOSITE ROOF PLAN



DRAWING NUMBER
A100

PROJECT NUMBER
2024041

MEETING SIGN-IN SHEET

DATE: 07/25/2024
 PROJECT: Roofing Improvements for East ES & Pendleton Heights HS

MEETING LOCATION: East ES and Pendleton Heights HS
 PROJECT NUMBER: 2024041 and 2024042

Participants Sign-In: (Please Print)

Name: <u>BRAD GOFF</u>	Company: <u>NU-TEC ROOFING</u>
Phone: <u>317-557-6907</u>	Cell: <u>317-255-4464</u> Email: <u>BGOFF@NUTECROOFING.COM</u>
Name: <u>Austin Goff</u>	Company: <u>NU-TEC Roofing</u>
Phone: <u>317-255-4464</u>	Cell: <u>317-315-4375</u> Email: <u>agoff@nutecroofing.com</u>
Name: <u>GRAYLAN CUNNINGHAM</u>	Company: <u>JTM</u>
Phone: <u>317-260-3194</u>	Cell: <u>-</u> Email: <u>G.SCOTTCUNNINGHAM@GMAIL.COM</u>
Name: <u>Kevin Buckner</u>	Company: <u>NATIONS ROOF</u>
Phone: <u>-</u>	Cell: <u>765-620-5293</u> Email: <u>KBUCKNER@NATIONSROOF.COM</u>
Name: <u>Tim Fowler</u>	Company: <u>Sentry Roofing, Inc.</u>
Phone: <u>317-446-2133</u>	Cell: <u>317-799-0677</u> Email: <u>tin@sentryroofing.com</u>
Name: <u>FRANK PURWIN</u>	Company: <u>DAMSCHRODER Roofing</u>
Phone: <u>417 332 5350</u>	Cell: <u>417 953 4646</u> Email: <u>FPURWIN@DAMSCHRODERRoofing.COM</u>
Name: <u>Kyle K. Ludy</u>	Company: <u>SPG Roofing & Exteriors</u>
Phone: <u>317 509 1271</u>	Cell: <u>SAME</u> Email: <u>kludy@spgroof.com</u>
Name: <u>NICK FREDERICKS</u>	Company: <u>FREDERICKS Inc</u>
Phone: <u>765 970 7500</u>	Cell: <u>765 010 4806</u> Email: <u>NICK.FREDERICKS@FREDERICKSINC.COM</u>
Name: <u>Nelson Smith</u>	Company: <u>FOSTER Contracting</u>
Phone: <u>317-464-7587</u>	Cell: <u>-</u> Email: <u>Nelson@fostrcontracting.net</u>
Name: <u>Mark Bell</u>	Company: <u>B&L Sheet Metal & Roofing</u>
Phone: <u>812-332-4309</u>	Cell: <u>-</u> Email: <u>mbell@tectamemco.com</u>
Name: <u>Broc Warner</u>	Company: <u>Rooflynx</u>
Phone: <u>-</u>	Cell: <u>317-503-1095</u> Email: <u>broc@rooflynx.com</u>
Name: <u>Steve Scott</u>	Company: <u>Unique Quality Construction</u>
Phone: <u>317-731-7984</u>	Cell: <u>317-409-7161</u> Email: <u>steve@UNIQUEQUALITYCO.COM</u>