

ADDENDUM NO. 2

South Putnam High School Track and Field Renovation

South Putnam Community School Corporation
Greencastle, Indiana

Project No. 222152.06

Index of Contents

Addendum No. 2, 3 items, 1 page
Revised Project Manual Section: 01 23 00 - Alternates
Revised Drawing Sheets: Index, G1.00, and ES101
Alternate Bid Sheet
Michael Kinder & Sons Prebid Meeting Agenda

Date: February 23, 2024

FANNING/HOWEY ASSOCIATES, INC.
ARCHITECTS/ENGINEERS/CONSULTANTS

TO: ALL BIDDERS OF RECORD

ADDENDUM NO. 2 to Drawings and Project Manual, dated January 30, 2024, for South Putnam Community School Corporation, 3999 South US Highway 231, Greencastle, Indiana 46135; as prepared by Fanning/Howey Associates, Inc., Indianapolis, Indiana.

This Addendum shall hereby be and become a part of the Contract Documents the same as if originally bound thereto.

The following clarifications, amendments, additions, revisions, changes, and modifications change the original Contract Documents only in the amount and to the extent hereinafter specified in this Addendum.

Each bidder shall acknowledge receipt of this Addendum in his proposal or bid.

NOTE: Bidders are responsible for becoming familiar with every item of this Addendum. (This includes miscellaneous items at the very end of this Addendum.)

RE: ALL BIDDERS

ITEM NO. 1. REVISED PROJECT MANUAL SECTION

- A. Section 01 23 00 – Alternates has been revised, dated 2/22/24, and is included with and hereby made a part of this Addendum.

ITEM NO. 2. PROJECT MANUAL SECTION 01 22 00

- A. Bid Package 32a: Replace Project Specific Scope Item 1 with the following:
- “1. This bid package is responsible for installation of turf material by a Motz certified installer. The turf material is furnished by the Owner through Sourcewell. This bid package must also provide the Motz Cover 3 Warranty at completion of the work.”

ITEM NO. 3. REVISED DRAWING SHEET

- A. Drawing Sheets: Index, G1.00, and ES101 have been revised, dated 2/22/24, and is included with and hereby made a part of this Addendum. These Drawings supersede the original documents.

END OF ADDENDUM

SECTION 01 23 00 - ALTERNATES

PART 1 - GENERAL

1.1 SUMMARY

- A. This Section includes administrative and procedural requirements for alternates.

1.2 DEFINITIONS

- A. Alternate: An amount proposed by bidders and stated on Bid Form for certain work defined in Bidding Requirements that may be added to or deducted from Base Bid amount if Owner decides to accept a corresponding change either in quantity of construction to be completed or in products, materials, equipment, systems, or installation methods described in Contract Documents.
 - 1. The cost or credit for each alternate is net addition to or deduction from Contract Sum to incorporate alternate into Work. No other adjustments are made to Contract Sum.
 - 2. Alternates described in this Section are part of Work only if enumerated in Agreement.

1.3 PROCEDURES

- A. Coordination: Modify or adjust affected adjacent work as necessary to completely integrate work of alternate into Project.
 - 1. Include as part of each alternate, miscellaneous devices, accessory objects, and similar items incidental to or required for a complete installation whether or not indicated as part of alternate.
- B. Notification: Immediately following award of Contract, notify each entity involved, in writing, of status of each alternate. Indicate if alternates have been accepted, rejected, or deferred for later consideration. Include a complete description of negotiated modifications to alternates.
- C. Execute accepted alternates under same conditions as other work of Contract.
- D. Schedule: A Schedule of Alternates is included at end of this Section. Specification Sections referenced in schedule contain requirements for materials necessary to achieve work described under each alternate.

PART 2 - PRODUCTS (Not Used)

PART 3 - EXECUTION

3.1 SCHEDULE OF ALTERNATES

- A. Alternate No. 1: Remove and replace subsiding straightaway area indicated on Drawings. This includes adding aggregate base course to existing base, new asphalt base course, and new asphalt surface course

Base Bid shall include the new 1/2 inch polyurethane track system over the straightaway areas and existing track extents.
- B. Alternate No. 2: Provide new 6 inch thick concrete slab on grade, spectator pad, as indicated on Drawing Sheets G1.00 and G4.00.
- C. Alternate No. 3: Provide enlarged School Logo, Eagle Head and text, within turf area as indicated on Drawing Sheet G1.00.

- D. Alternate No. 4: Provide pole to pole tension netting system including foundations along west side of stadium as indicated on the drawings and described in Section 11 68 33. All spoils to be removed from the property. Alternate shall include seeding all disturbed areas.***
- E. Alternate No. 5: Provide credit for not providing Performance and Payment Bonds.***

END OF SECTION 01 23 00

ALTERNATE BIDS

I agree to execute the Work for this Bid Package indicated for the lump sum amount given therein. (MUST CIRCLE ADD or DEDUCT). Base bid amount may be increased or decreased in accordance with such of the following alternate proposals as may be selected. If there is no bid submitted for the alternate, it will be assumed that the alternate has no effect on the bidder's scope of Work.

ALTERNATE BID #1:	Remove and replace subsiding straightaway area indicated on the Drawings.
ADD/DEDUCT	(\$ _____) _____
ALTERNATE BID #2:	Provide new 6 inch thick concrete slab on grade, spectator pad, as indicated on G1.00 and G 4.00
ADD/DEDUCT	(\$ _____) _____
ALTERNATE BID #3:	Provide enlarged school logo, eagle head and text, with turf area as indicated on G1.00.
ADD/DEDUCT	(\$ _____) _____
ALTERNATE BID #4:	State the cost to furnish and install netting system as denoted in the construction documents.
ADD/DEDUCT	(\$ _____) _____
ALTERNATE BID #5:	State the cost to delete Performance& Payment Bond to Base Bid.
ADD/DEDUCT	(\$ _____) _____



South Putnam HS Track & Field Renovations – Prebid Meeting Agenda

Location: South Putnam HS, enter through Door 1.

When: Thursday, February 15, 2024 at 10:00 a.m.

PRE CONSTRUCTION TEAM

- SPCSC
 - Dr Corey Smith
 - Tona Gardner
 - Troy Burgess
 - Jared Hutcheson
 - Dr Brandon Penrod
- Fanning Howey
 - David Roan
 - Ernso Brown
- Michael Kinder and Sons, Inc.
 - Doug Kinder
 - Larry Easterday

HIGH LEVEL OVERVIEW

- Project has one bid package – Can be found in Div 01 – Section 01 12 00 Multiple Contract Summary
 - Bid Package 32a
- Scope of Work
 - New Synthetic Football Field
 - Resurface Existing Track
 - Earthwork
 - Asphalt Paving
 - Site Concrete
 - Utilities

DRAWINGS & SPECIFICATIONS

- 1 set of drawings
- 1 set of specifications
- Addenda will be distributed as needed.
- Eastern Engineering, BX Ohio, Construct Connect and Dodge Room Plan Rooms
- Send email to leasterday@kinderandsons.com for a link to the documents.

ALTERNATES

- Alternate 1 – Remove and replace straightaways on the track (see drawings)
- Alternate 2 – New 6" concrete spectator pad at D Zone
- Alternate 3 – Provide enlarged school logo, eagle head and text as shown on the drawing
- Alternate 4 – Credit for performance and payment bond

SAFETY

- MKS safety director will conduct routine site visits.



BIDS DUE
WHEN

- February 29, 2024 AT 2 P.M. LOCAL

WHERE

- See Section 00 11 16 for location

INCLUDE WITH BID

- See Section 00 41 13 for all forms required
- State Bid Form 96
- Financial Statement
- Project is IN sales tax exempt.
- 5% Bid Bond included on AIA Form 310 or Certified check payable to owner
- Allowance Included in Bid Package
- Performance and Payment Bond included in Base Bid

QUESTIONS AND CLARIFICATIONS

- SEND TO leasterday@kinderandsons.com
- WHEN SUBMITTING QUESTIONS, BE SURE TO INDICATE SPECIFIC DRAWING, SPECIFICATION SECTION, ETC. WITH YOUR QUESTION.

ADDENDA/RFI

ADDENDUM #1 – WILL BE ISSUED FEBRUARY 15, 2024

ADDENDUM #2 – CUTOFF FOR QUESTIONS IS FEBRUARY 19TH AT THE END OF THE DAY.

ADDENDUM #2 – WILL BE ISSUED FEBRUARY 22, 2024

WALK THROUGH OF EXISTING – AFTER THIS MEETING

THANK YOU



NAME	COMPANY	EMAIL
Hunter Meece	Motz	hmeece@themotzgroup.com
James Coyle	Conexco Inc.	james@conexcoinc.com
Nick Hutchings	Fentz Contractors	nick@fentzcontractors.com
CHRIS BREWSTER	PCC SPORTS	SPORTSBUILD@PCC.BUILD / C.BREWSTER@PCC.BUILD
Doug Collette	Milestone Contractors	dcollette@milestone1p.com

ABBREVIATIONS USED ON THE CONTRACT DOCUMENTS, INCLUDE BUT ARE NOT LIMITED TO THOSE LISTED BELOW

J:\222152.06\Production\Arch\2023_ARCH_222152.06.mt
2/23/2024 12:54:13 PM

MATERIAL SYMBOLS USED ON THE CONTRACT DOCUMENTS, INCLUDE BUT ARE NOT LIMITED TO THOSE LISTED BELOW

DRAWING SYMBOLS USED ON THE CONTRACT DOCUMENTS, INCLUDE BUT ARE NOT LIMITED TO THOSE LISTED BELOW.

--

VOLUME A

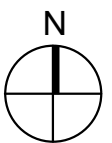
COPYRIGHT 2024 BY FANNING/HOWEY ASSOCIATES, INC.

ARCHITECT


317-848-0966

WWW.FHAI.COM

350 E. NEW YORK ST. SUITE 300 INDIANAPOLIS, IN 46204



100% CONSTRUCTION DOCUMENTS



PROJECT NUMBER: 222152.06

PROJECT ISSUE DATE: 01/30/202

ABBREVIATIONS & INDEX

INDEX A

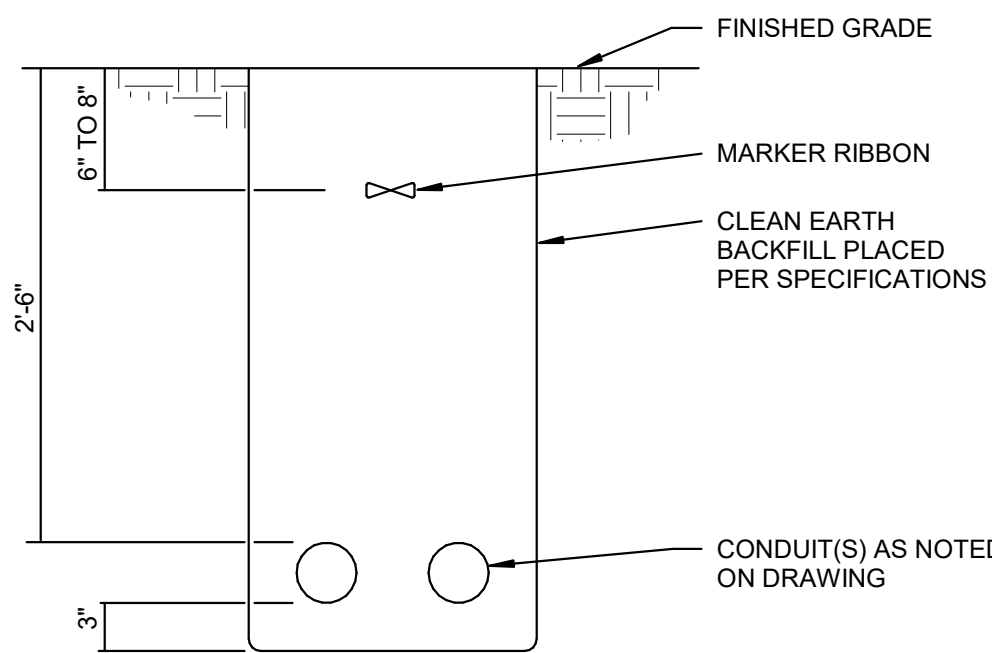
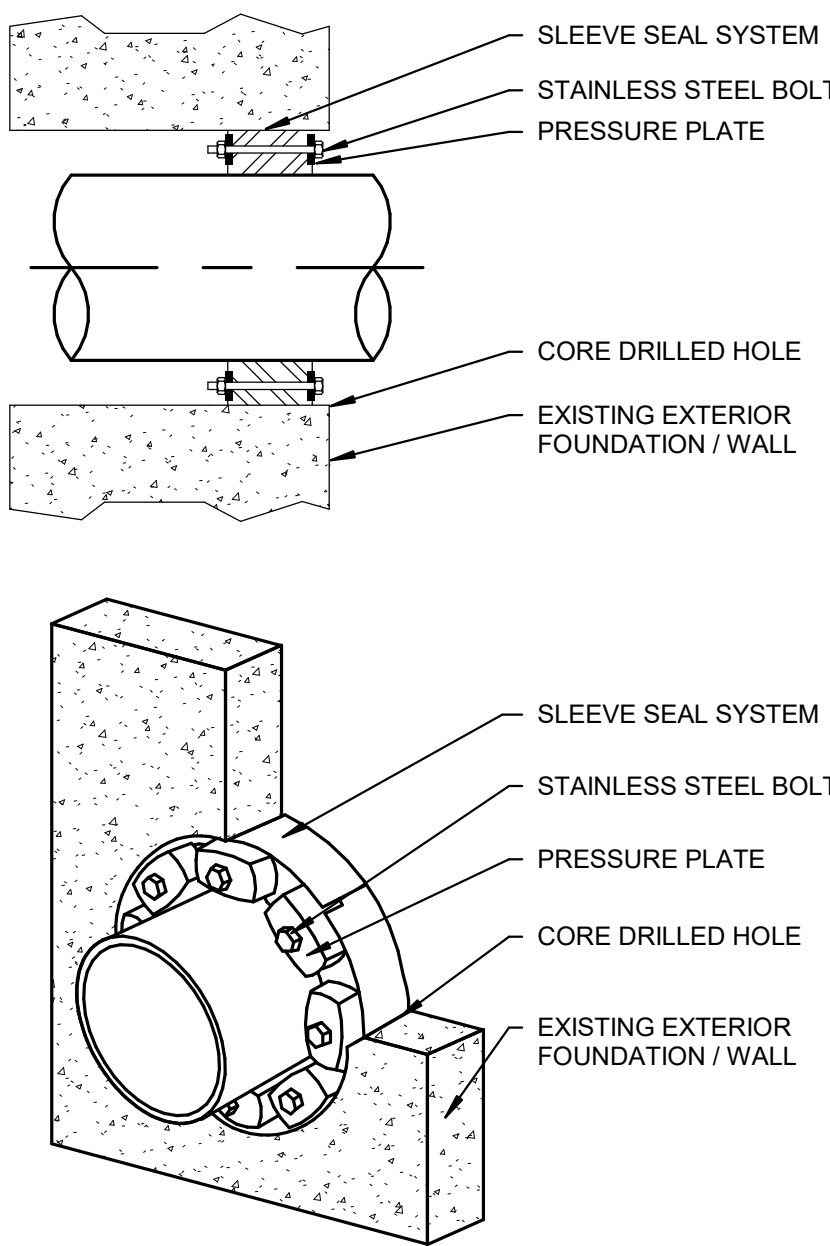
GENERAL SITE NOTES

A REFER TO ELECTRICAL SYMBOLS AND ABBREVIATIONS SHEET E001 FOR ADDITIONAL INFORMATION.

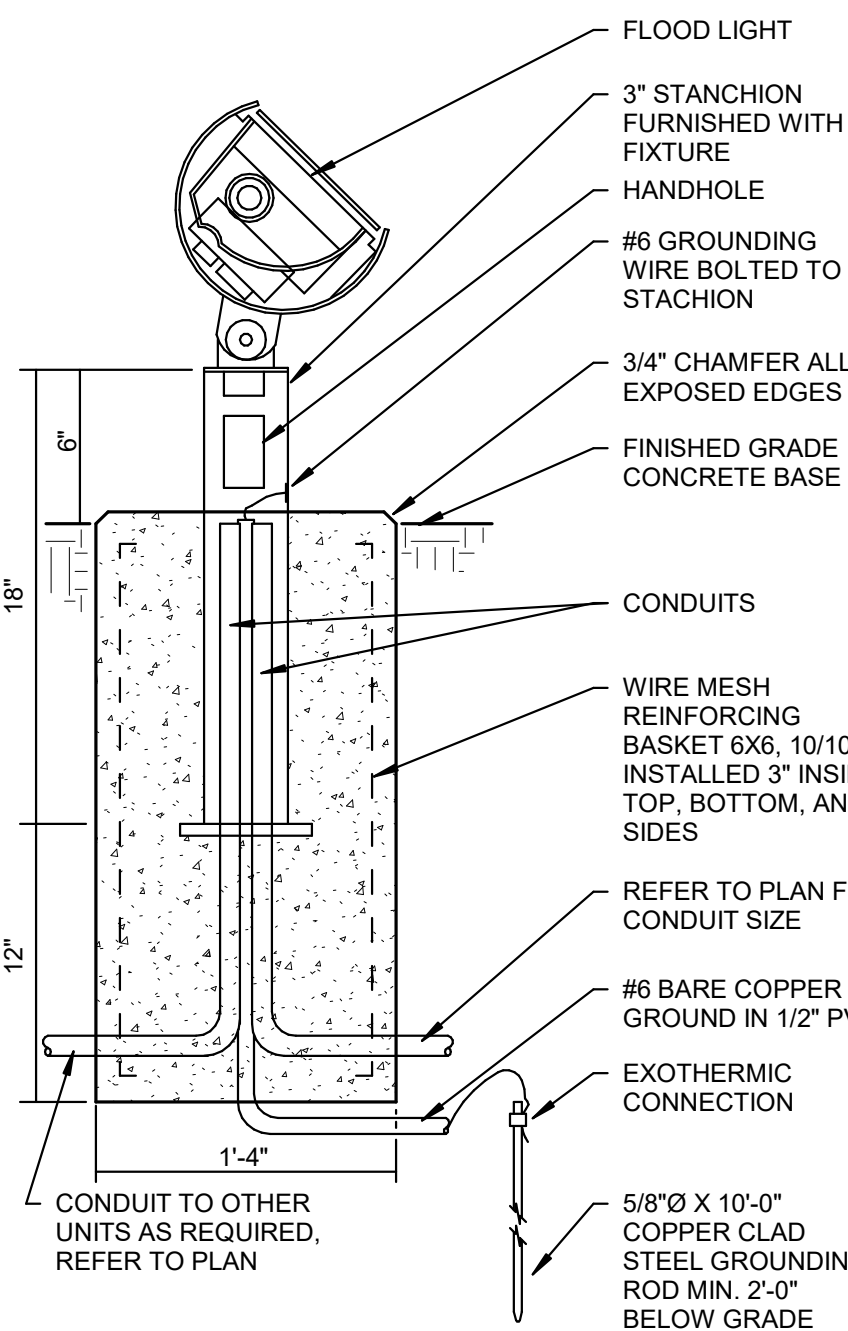
SITE PLAN NOTES

1. PROVIDE (2) 1" CONDUITS TO EACH HAND HOLE. ONE FOR POWER THE SECOND FOR TELECOMMUNICATIONS.
2. CONNECT FLOOD LIGHT TO CIRCUIT SERVING RECEPTACLES. PROVIDE PHOTOCELL AND 20A SWITCH AT FOOTBALL PRESSBOX. MOUNT SWITCH IN SAME GROUND LEVEL ROOM AS THE ELECTRICAL SERVICE. MOUNT PHOTOCELL PER MANUFACTURER'S INSTALLATION GUIDELINES.
3. DISCONNECT TIME CLOCK AND MAINTAIN CIRCUIT FOR RECONNECTION TO NEW TIME CLOCK. COORDINATE NEW LOCATION WITH CIVIL DRAWINGS. PROVIDE A 2P-240V NON-FUSED DISCONNECT SWITCH AND RECEPTACLE EQUAL TO HUBBELL BR20WR. PROVIDE RECEPTACLE COVER EQUAL TO HBLSS84X. EXTEND WIRE AND CONDUIT TO NEW LOCATION.
4. PROVIDE NEW GFCI 1P-20A BREAKER IN EXISTING PANELBOARD LOCATED IN BUILDING INDICATED. BREAKER SHALL FEED RECEPTACLE POWER CIRCUIT TO EACH HAND HOLE. PROVIDE 2BS #6G1C.
5. PROVIDE RECEPTACLE IN HAND HOLE EQUAL TO HUBBELL BR20WR. PROVIDE COVER EQUAL TO HBLSS84X.
6. ROUTE TELECOMMUNICATIONS CONDUIT UP TO PRESS BOX.
7. PROVIDE (1) 1" CONDUIT TO HAND HOLE FOR POWER. FOR TELECOMMUNICATIONS.
8. STUB CONDUIT UP AND CAP FOR FUTURE SPORTS LIGHTING POLE.
9. PROVIDE 3" CONDUIT FOR FUTURE SPORTS LIGHTING POLES. COORDINATE WITH EXISTING UTILITIES.
10. STUB CONDUIT INTO CONCESSION ROOM ABOVE ACCESSIBLE CEILING.
11. PROVIDE (1) 2" CONDUIT FOR TELECOMMUNICATIONS. COORDINATE WITH EXISTING UTILITIES.
12. STUB UP CONDUIT AT EXISTING SPORTS LIGHTING POLE.
13. PROVIDE 2" CONDUIT FOR FUTURE ELECTRICAL SERVICE AT BASEBALL PRESS BOX.
14. STUB CONDUIT INTO BASEBALL PRESS BOX. COORDINATE BUILDING PENETRATION LOCATION WITH SPORTS LIGHTING PACKAGE.
15. STUB UP 1" INTO EXISTING JUNCTION BOX.
16. DISCONNECT EXISTING FEEDER THAT IS FED FROM 9KVA TRANSFORMER MOUNTED ON NORTHWEST SPORTS LIGHTING P.O.L. REROUTE FEEDER THROUGH NEW CONDUIT SHOWN TO SPARE 1P-20A BREAKER IN PANELBOARD FIL IN THE CONCESSIONS BUILDING MECHANICAL ROOM.
17. PROVIDE (1) 1.25" CONDUIT FOR TELECOMMUNICATIONS. COORDINATE WITH EXISTING UTILITIES.

LABEL	DESCRIPTION	VOLTAGE	SOURCE				MOUNTING	LENS/REFLECTOR	CERTIFICATIONS	ACCEPTABLE MANUFACTURERS	LABEL
			TYPE	LUMENS	WATTS	CCT					
S1	LED IN-GROUND FLOOD LIGHT WITH NARROW SPOT DISTRIBUTION. HEAVY DUTY DIECAST ALUMINUM. UL LISTED FOR WET LOCATIONS.	120	LED	3000	26 W	4000 K	IN GRADE	TEMPERED CLEAR GLASS	N/A	LUMARK NFFLD LITHONIA DSXFLLED HUBBELL FSL	S1



NOTE:
1. USE BURIAL DEPTH SHOWN UNLESS NOTED OTHERWISE IN SPECIFICATIONS OR ON DRAWINGS. BURIAL DEPTHS FOR CONDUITS WITH MEDIUM VOLTAGE CABLES SHALL BE INSTALLED AT 42" BELOW GRADE.



NOTES:
1. PROVIDE 4000 PSI 28 DAY STRENGTH CONCRETE FOR BASE.
2. RUB FINISHED ALL EXPOSED CONCRETE.
3. SLIGHT CROWN TOP FOR DRAINAGE.

4 FLOODLIGHT STANCHION BASE DETAIL
NOT TO SCALE

3 UNDERGROUND BRANCH CIR. CONDUIT(S) DETAIL
NOT TO SCALE

2 SLEEVE SEAL SYSTEM WITH SLEEVE DETAIL
NOT TO SCALE

1 ELECTRICAL SITE PLAN
1" = 20'-0"

SOUTH PUTNAM
COMMUNITY SCHOOL
CORPORATION



ARCHITECT

FANNING
HOWEY

WWW.FHAI.COM

CONSULTANT



KEY PLAN

100% CONSTRUCTION DRAWINGS



DRAWN BY: DLJ

PROJECT NUMBER: 222152.06

PROJECT ISSUE DATE: 01/30/2024

REV. NO.	DESCRIPTION	DATE
1	Addendum #2	02/23/24

ELECTRICAL SITE PLAN

ES101